

No.	Rider	Nat	Team	Bike	Class	Time	Gap	Rel.	Laps	Speed	
										Avg	Max
1	<b>11 N. BULEGA</b>	ITA	Aruba.it Racing - Ducati	Ducati Panigale V4R		<b>1'28.244</b>			8	181,338	<b>311,8</b>
2	<b>5 Y. MONTELLA</b>	ITA	Barni Spark Racing Team	Ducati Panigale V4R	IND	<b>1'28.663</b>	0.419	0.419	7	180,481	<b>312,7</b>
3	<b>14 S. LOWES</b>	GBR	ELF Marc VDS Racing Team	Ducati Panigale V4R	IND	<b>1'28.729</b>	0.485	0.066	8	180,347	<b>313,6</b>
4	<b>22 A. LOWES</b>	GBR	bimota by Kawasaki Racing Team	bimota KB998 Rimini		<b>1'28.943</b>	0.699	0.214	7	179,913	<b>310,0</b>
5	<b>47 A. BASSANI</b>	ITA	bimota by Kawasaki Racing Team	bimota KB998 Rimini		<b>1'28.972</b>	0.728	0.029	8	179,854	<b>311,8</b>
6	<b>9 D. PETRUCCI</b>	ITA	ROKIT BMW Motorrad WorldSBK Team	BMW M1000 RR		<b>1'29.049</b>	0.805	0.077	7	179,699	<b>315,4</b>
7	<b>34 L. BALDASSARRI</b>	ITA	Team GoEleven	Ducati Panigale V4R	IND	<b>1'29.191</b>	0.947	0.142	9	179,413	<b>310,0</b>
8	<b>31 G. GERLOFF</b>	USA	Kawasaki WorldSBK Team	Kawasaki ZX-10RR		<b>1'29.237</b>	0.993	0.046	8	179,320	<b>320,1</b>
9	<b>97 X. VIERGE</b>	ESP	Pata Maxus Yamaha	Yamaha YZF R1		<b>1'29.245</b>	1.001	0.008	7	179,304	<b>315,4</b>
10	<b>67 A. SURRA</b>	ITA	Motocorsa Racing	Ducati Panigale V4R	IND	<b>1'29.287</b>	1.043	0.042	8	179,220	<b>313,6</b>
11	<b>95 T. MACKENZIE</b>	GBR	MGM Optical Express Racing	Ducati Panigale V4R	IND	<b>1'29.333</b>	1.089	0.046	9	179,128	<b>313,6</b>
12	<b>19 A. BAUTISTA</b>	ESP	Barni Spark Racing Team	Ducati Panigale V4R	IND	<b>1'29.363</b>	1.119	0.030	8	179,067	<b>313,6</b>
13	<b>7 I. LECUONA</b>	ESP	Aruba.it Racing - Ducati	Ducati Panigale V4R		<b>1'29.374</b>	1.130	0.011	8	179,045	<b>314,5</b>
14	<b>87 R. GARDNER</b>	AUS	GYTR GRT Yamaha WorldSBK Team	Yamaha YZF R1		<b>1'29.435</b>	1.191	0.061	7	178,923	<b>318,2</b>
15	<b>55 A. LOCATELLI</b>	ITA	Pata Maxus Yamaha	Yamaha YZF R1		<b>1'29.760</b>	1.516	0.325	7	178,275	<b>310,9</b>
16	<b>17 R. VICKERS</b>	GBR	Honda HRC	Honda CBR1000RR-R SP		<b>1'29.969</b>	1.725	0.209	8	177,861	<b>315,4</b>
17	<b>45 T. NAGASHIMA</b>	JPN	Honda HRC	Honda CBR1000RR-R SP		<b>1'29.986</b>	1.742	0.017	7	177,828	<b>313,6</b>
18	<b>62 S. MANZI</b>	ITA	GYTR GRT Yamaha WorldSBK Team	Yamaha YZF R1		<b>1'30.380</b>	2.136	0.394	8	177,052	<b>305,6</b>
19	<b>54 B. SOFUOGLU</b>	TUR	Motoxrcing WorldSBK Team	Yamaha YZF R1	IND	<b>1'30.500</b>	2.256	0.120	7	176,818	<b>310,9</b>
20	<b>13 M. RATO</b>	ITA	Motoxrcing WorldSBK Team	Yamaha YZF R1	IND	<b>1'30.977</b>	2.733	0.477	6	175,891	<b>311,8</b>
<b>Not Qualified</b>											
NQ	<b>88 M. OLIVEIRA</b>	POR	ROKIT BMW Motorrad WorldSBK Team	BMW M1000 RR					1		<b>318,2</b>

Qualifying Lap Time (105% of 1'28.244): **1'32.657**

AIR	Humidity:	66%	Temp:	21°C
TRACK	Condition:	Dry	Temp:	42°C

Records	Pole	[SP]	2024	N.Bulega	1'27.916	182,010	Km/h
	Race	[RC1]	2024	N.Bulega	1'28.564	180,680	Km/h
	All Times	[SP]	2024	N.Bulega	1'27.916	182,010	Km/h

Start 21/02/2026 13:00 End 13:17 The results are provisional until the end of the time limit for protests and appeals and the completion of the technical checks. Clerk Of The Course: **Paul Hinds** Publication Time: **13:20**

These data/results cannot be reproduced, stored and/or transmitted in whole or in part by any manner of electronic, mechanical, photocopying, recording, broadcasting or otherwise now known or herein after developed without the previous express consent by the copyright owner, except for reproduction in daily press and regular printed publications on sale to the public within 60 days of the event related to those data/results and always provided that copyright symbol appears together as follows below.

© DORNA WSBK ORGANIZATION Srl 2026

## Australian Round, 20-22 February 2026

### Results Tissot Superpole

#### Session Highlights

Local Time	No. Rider	Description
12.23.00		Start of Session
12.45.00		Start of Session
12.55.00		Start of Session
13.00.00		Start of Session
13.01.14	<b>95 T. MACKENZIE</b>	#95 On Asphalt - Rejoined - Turn 4
13.01.15	<b>17 R. VICKERS</b>	#17 On Asphalt - Rejoined - Turn 4
13.03.17		Yellow Flag Out - Turn 2
13.03.25	<b>88 M. OLIVEIRA</b>	#88 Crashed - Turn 2
13.03.48		Yellow Flag In - Turn 2
13.03.48		Riders Under Yellow Flag at Turn 2: #11 #34 #13 #62
13.03.55	<b>88 M. OLIVEIRA</b>	#88 Rejoined
13.05.05	<b>97 X. VIERGE</b>	#97 On Asphalt - Rejoined - Turn 4
13.12.57	<b>45 T. NAGASHIMA</b>	#45 On Asphalt - Rejoined - Turn 7
13.16.57		Results Confirmed
13.17.08		End of Session

#### Fastest Laps Sequence

No.	Rider	Nat	Team	Bike	Local Time	Time	Gap	Avg
<b>11</b>	<b>N. BULEGA</b>	ITA	Aruba.it Racing - Ducati	Ducati Panigale V4R	13:03'09.692	<b>1'28.610</b>		180,589
<b>11</b>	<b>N. BULEGA</b>	ITA	Aruba.it Racing - Ducati	Ducati Panigale V4R	13:10'00.006	<b>1'28.392</b>	-0.218	181,034
<b>11</b>	<b>N. BULEGA</b>	ITA	Aruba.it Racing - Ducati	Ducati Panigale V4R	13:11'28.250	<b>1'28.244</b>	-0.148	181,338

21/02/2026 Start 13:00 End 13:17 The results are provisional until the end of the time limit for protests and appeals and the completion of the technical checks.

Clerk Of The Course: **Paul Hinds**  
 Publication Time: **13:20**

These data/results cannot be reproduced, stored and/or transmitted in whole or in part by any manner of electronic, mechanical, photocopying, recording, broadcasting or otherwise now known or herein after developed without the previous express consent by the copyright owner, except for reproduction in daily press and regular printed publications on sale to the public within 60 days of the event related to those data/results and always provided that copyright symbol appears together as follows below.

© DORNA WSBK ORGANIZATION Srl 2026

## Australian Round, 20-22 February 2026

### Best Sectors & Speed Tissot Superpole

BEST LAP		
1	<b>11</b> N. BULEGA	Ducati Panigale V4R 1'28.244
2	<b>5</b> Y. MONTELLA	Ducati Panigale V4R 1'28.663
3	<b>14</b> S. LOWES	Ducati Panigale V4R 1'28.729
4	<b>22</b> A. LOWES	bimota KB998 Rimini 1'28.943
5	<b>47</b> A. BASSANI	bimota KB998 Rimini 1'28.972
6	<b>9</b> D. PETRUCCI	BMW M 1000 RR 1'29.049
7	<b>34</b> L. BALDASSARRI	Ducati Panigale V4R 1'29.191
8	<b>31</b> G. GERLOFF	Kawasaki ZX-10RR 1'29.237
9	<b>97</b> X. VIERGE	Yamaha YZF R1 1'29.245
10	<b>67</b> A. SURRA	Ducati Panigale V4R 1'29.287
11	<b>95</b> T. MACKENZIE	Ducati Panigale V4R 1'29.333
12	<b>19</b> A. BAUTISTA	Ducati Panigale V4R 1'29.363
13	<b>7</b> I. LECUONA	Ducati Panigale V4R 1'29.374
14	<b>87</b> R. GARDNER	Yamaha YZF R1 1'29.435
15	<b>55</b> A. LOCATELLI	Yamaha YZF R1 1'29.760
16	<b>17</b> R. VICKERS	Honda CBR1000RR-R SP 1'29.969
17	<b>45</b> T. NAGASHIMA	Honda CBR1000RR-R SP 1'29.986
18	<b>62</b> S. MANZI	Yamaha YZF R1 1'30.380
19	<b>54</b> B. SOFUOGLU	Yamaha YZF R1 1'30.500
20	<b>13</b> M. RATO	Yamaha YZF R1 1'30.977
21	<b>88</b> M. OLIVEIRA	BMW M 1000 RR

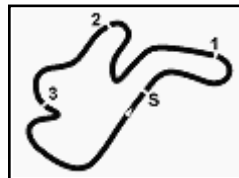
SPEED		
1	<b>31</b> G. GERLOFF	Kawasaki ZX-10RR 320,1
2	<b>88</b> M. OLIVEIRA	BMW M 1000 RR 318,2
3	<b>87</b> R. GARDNER	Yamaha YZF R1 318,2
4	<b>97</b> X. VIERGE	Yamaha YZF R1 315,4
5	<b>9</b> D. PETRUCCI	BMW M 1000 RR 315,4
6	<b>17</b> R. VICKERS	Honda CBR1000RR-R SP 315,4
7	<b>7</b> I. LECUONA	Ducati Panigale V4R 314,5
8	<b>45</b> T. NAGASHIMA	Honda CBR1000RR-R SP 313,6
9	<b>19</b> A. BAUTISTA	Ducati Panigale V4R 313,6
10	<b>95</b> T. MACKENZIE	Ducati Panigale V4R 313,6
11	<b>67</b> A. SURRA	Ducati Panigale V4R 313,6
12	<b>14</b> S. LOWES	Ducati Panigale V4R 313,6
13	<b>5</b> Y. MONTELLA	Ducati Panigale V4R 312,7
14	<b>11</b> N. BULEGA	Ducati Panigale V4R 311,8
15	<b>13</b> M. RATO	Yamaha YZF R1 311,8
16	<b>47</b> A. BASSANI	bimota KB998 Rimini 311,8
17	<b>55</b> A. LOCATELLI	Yamaha YZF R1 310,9
18	<b>54</b> B. SOFUOGLU	Yamaha YZF R1 310,9
19	<b>22</b> A. LOWES	bimota KB998 Rimini 310,0
20	<b>34</b> L. BALDASSARRI	Ducati Panigale V4R 310,0
21	<b>62</b> S. MANZI	Yamaha YZF R1 305,6

SEG. 1		SEG. 2		SEG. 3		SEG. 4	
1	<b>11</b> N. BULEGA 23.165	1	<b>11</b> N. BULEGA 23.297	1	<b>5</b> Y. MONTELLA 14.104	1	<b>11</b> N. BULEGA 27.639
2	<b>5</b> Y. MONTELLA 23.185	2	<b>14</b> S. LOWES 23.444	2	<b>11</b> N. BULEGA 14.113	2	<b>5</b> Y. MONTELLA 27.689
3	<b>9</b> D. PETRUCCI 23.228	3	<b>47</b> A. BASSANI 23.499	3	<b>14</b> S. LOWES 14.126	3	<b>47</b> A. BASSANI 27.725
4	<b>22</b> A. LOWES 23.301	4	<b>22</b> A. LOWES 23.516	4	<b>9</b> D. PETRUCCI 14.199	4	<b>34</b> L. BALDASSARRI 27.730
5	<b>31</b> G. GERLOFF 23.302	5	<b>5</b> Y. MONTELLA 23.531	5	<b>47</b> A. BASSANI 14.229	5	<b>97</b> X. VIERGE 27.747
6	<b>19</b> A. BAUTISTA 23.388	6	<b>34</b> L. BALDASSARRI 23.543	6	<b>7</b> I. LECUONA 14.272	6	<b>14</b> S. LOWES 27.751
7	<b>14</b> S. LOWES 23.390	7	<b>67</b> A. SURRA 23.585	7	<b>34</b> L. BALDASSARRI 14.285	7	<b>67</b> A. SURRA 27.766
8	<b>95</b> T. MACKENZIE 23.403	8	<b>31</b> G. GERLOFF 23.603	8	<b>22</b> A. LOWES 14.287	8	<b>22</b> A. LOWES 27.801
9	<b>47</b> A. BASSANI 23.405	9	<b>19</b> A. BAUTISTA 23.627	9	<b>31</b> G. GERLOFF 14.288	9	<b>95</b> T. MACKENZIE 27.815
10	<b>97</b> X. VIERGE 23.456	10	<b>7</b> I. LECUONA 23.645	10	<b>87</b> R. GARDNER 14.326	10	<b>19</b> A. BAUTISTA 27.856
11	<b>34</b> L. BALDASSARRI 23.458	11	<b>97</b> X. VIERGE 23.664	11	<b>95</b> T. MACKENZIE 14.335	11	<b>9</b> D. PETRUCCI 27.857
12	<b>7</b> I. LECUONA 23.467	12	<b>87</b> R. GARDNER 23.683	12	<b>67</b> A. SURRA 14.345	12	<b>87</b> R. GARDNER 27.888
13	<b>87</b> R. GARDNER 23.538	13	<b>9</b> D. PETRUCCI 23.717	13	<b>97</b> X. VIERGE 14.378	13	<b>55</b> A. LOCATELLI 27.903
14	<b>67</b> A. SURRA 23.549	14	<b>95</b> T. MACKENZIE 23.730	14	<b>19</b> A. BAUTISTA 14.379	14	<b>7</b> I. LECUONA 27.930
15	<b>17</b> R. VICKERS 23.557	15	<b>17</b> R. VICKERS 23.734	15	<b>62</b> S. MANZI 14.404	15	<b>31</b> G. GERLOFF 27.957
16	<b>45</b> T. NAGASHIMA 23.623	16	<b>55</b> A. LOCATELLI 23.765	16	<b>45</b> T. NAGASHIMA 14.405	16	<b>17</b> R. VICKERS 27.983
17	<b>13</b> M. RATO 23.637	17	<b>45</b> T. NAGASHIMA 23.877	17	<b>55</b> A. LOCATELLI 14.414	17	<b>45</b> T. NAGASHIMA 28.079
18	<b>55</b> A. LOCATELLI 23.668	18	<b>54</b> B. SOFUOGLU 23.969	18	<b>17</b> R. VICKERS 14.429	18	<b>62</b> S. MANZI 28.174
19	<b>62</b> S. MANZI 23.690	19	<b>62</b> S. MANZI 23.987	19	<b>54</b> B. SOFUOGLU 14.482	19	<b>54</b> B. SOFUOGLU 28.187
20	<b>54</b> B. SOFUOGLU 23.715	20	<b>13</b> M. RATO 24.248	20	<b>13</b> M. RATO 14.554	20	<b>13</b> M. RATO 28.260
21	<b>88</b> M. OLIVEIRA 1'16.834	21	<b>88</b> M. OLIVEIRA 24.481	21	<b>88</b> M. OLIVEIRA 14.720	21	<b>88</b> M. OLIVEIRA 28.286

21/02/2026

These data/results cannot be reproduced, stored and/or transmitted in whole or in part by any manner of electronic, mechanical, photocopying, recording, broadcasting or otherwise now known or herein after developed without the previous express consent by the copyright owner, except for reproduction in daily press and regular printed publications on sale to the public within 60 days of the event related to those data/results and always provided that copyright symbol appears together as follows below.

© DORNA WSBK ORGANIZATION Srl 2026



Phillip Island 4.445 m

## Australian Round, 20-22 February 2026

### Ideal Times Tissot Superpole

No.	Rider	Nat	Bike	Seg. 1	Seg. 2	Seg. 3	Seg. 4	Ideal Time		
				Diff. 1	Diff. 2	Diff. 3	Diff. 4	Best Lap	Pos.	Diff.
1	<b>11 N. BULEGA</b>	ITA	Ducati Panigale V4R	<b>23.165</b>	<b>23.297</b> +0.007	14.113	<b>27.639</b> +0.023	<b>1'28.214</b> 1'28.244	1	0.030
2	<b>5 Y. MONTELLA</b>	ITA	Ducati Panigale V4R	23.185	23.531 +0.041	<b>14.104</b> +0.082	27.689 +0.031	<b>1'28.509</b> 1'28.663	2	0.154
3	<b>14 S. LOWES</b>	GBR	Ducati Panigale V4R	23.390 +0.018	23.444	14.126	27.751	<b>1'28.711</b> 1'28.729	3	0.018
4	<b>47 A. BASSANI</b>	ITA	bimota KB998 Rimini	23.405 +0.055	23.499	14.229 +0.059	27.725	<b>1'28.858</b> 1'28.972	5	0.114
5	<b>22 A. LOWES</b>	GBR	bimota KB998 Rimini	23.301	23.516	14.287	27.801 +0.038	<b>1'28.905</b> 1'28.943	4	0.038
6	<b>9 D. PETRUCCI</b>	ITA	BMW M 1000 RR	23.228	23.717	14.199	27.857 +0.048	<b>1'29.001</b> 1'29.049	6	0.048
7	<b>34 L. BALDASSARRI</b>	ITA	Ducati Panigale V4R	23.458 +0.073	23.543 +0.030	14.285 +0.072	27.730	<b>1'29.016</b> 1'29.191	7	0.175
8	<b>31 G. GERLOFF</b>	USA	Kawasaki ZX-10RR	23.302	23.603 +0.037	14.288 +0.043	27.957 +0.007	<b>1'29.150</b> 1'29.237	8	0.087
9	<b>67 A. SURRA</b>	ITA	Ducati Panigale V4R	23.549 +0.013	23.585	14.345 +0.029	27.766	<b>1'29.245</b> 1'29.287	10	0.042
10	<b>97 X. VIERGE</b>	ESP	Yamaha YZF R1	23.456	23.664	14.378	27.747	<b>1'29.245</b> 1'29.245	9	
11	<b>19 A. BAUTISTA</b>	ESP	Ducati Panigale V4R	23.388 +0.079	23.627	14.379 +0.034	27.856	<b>1'29.250</b> 1'29.363	12	0.113
12	<b>95 T. MACKENZIE</b>	GBR	Ducati Panigale V4R	23.403	23.730	14.335 +0.050	27.815	<b>1'29.283</b> 1'29.333	11	0.050
13	<b>7 I. LECUONA</b>	ESP	Ducati Panigale V4R	23.467	23.645 +0.060	14.272	27.930	<b>1'29.314</b> 1'29.374	13	0.060
14	<b>87 R. GARDNER</b>	AUS	Yamaha YZF R1	23.538	23.683	14.326	27.888	<b>1'29.435</b> 1'29.435	14	
15	<b>17 R. VICKERS</b>	GBR	Honda CBR1000RR-R SP	23.557 +0.143	23.734 +0.079	14.429	27.983 +0.044	<b>1'29.703</b> 1'29.969	16	0.266
16	<b>55 A. LOCATELLI</b>	ITA	Yamaha YZF R1	23.668	23.765	14.414 +0.010	27.903	<b>1'29.750</b> 1'29.760	15	0.010
17	<b>45 T. NAGASHIMA</b>	JPN	Honda CBR1000RR-R SP	23.623 +0.002	23.877	14.405	28.079	<b>1'29.984</b> 1'29.986	17	0.002
18	<b>62 S. MANZI</b>	ITA	Yamaha YZF R1	23.690 +0.079	23.987	14.404	28.174 +0.046	<b>1'30.255</b> 1'30.380	18	0.125
19	<b>54 B. SOFUOGLU</b>	TUR	Yamaha YZF R1	23.715	23.969 +0.079	14.482	28.187 +0.068	<b>1'30.353</b> 1'30.500	19	0.147
20	<b>13 M. RATO</b>	ITA	Yamaha YZF R1	23.637	24.248 +0.172	14.554	28.260 +0.106	<b>1'30.699</b> 1'30.977	20	0.278
	<b>88 M. OLIVEIRA</b>	POR	BMW M 1000 RR							
<b>Overall Ideal Time</b>				23.165	23.297	14.104	27.639	<b>1'28.205</b>		

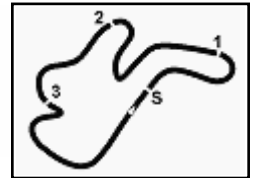
21/02/2026

These data/results cannot be reproduced, stored and/or transmitted in whole or in part by any manner of electronic, mechanical, photocopying, recording, broadcasting or otherwise now known or herein after developed without the previous express consent by the copyright owner, except for reproduction in daily press and regular printed publications on sale to the public within 60 days of the event related to those data/results and always provided that copyright symbol appears together as follows below.

© DORNA WSBK ORGANIZATION Srl 2026

FICR PERUGIA TIMING





Phillip Island 4.445 m

## Australian Round, 20-22 February 2026

### Chronological Analysis Tissot Superpole

1 / 2

1° 11 N. BULEGA [1'28.244]							
Lap	Seg1	Seg2	Seg3	Seg4	Lap Time	km/h	Local Time
							13:00'02.949
1	30.624	24.634	14.677	28.198	1'38.133P		13:01'41.082
2	23.408	23.378	14.185	<b>27.639</b>	1'28.610	308,2	13:03'09.692
3	25.737	24.121	14.646	2'39.623	3'44.127CP	<b>311,8</b>	13:06'53.819
4	30.690	24.425	14.609	28.071	1'37.795P		13:08'31.614
5	23.237	<b>23.297</b>	14.134	27.724	1'28.392	309,1	13:10'00.006
6	<b>23.165</b>	23.304	<b>14.113</b>	27.662	<b>1'28.244</b>	310,9	13:11'28.250
7	23.228	35.667	15.931	1'47.866	3'02.692P	310,9	13:14'30.942
8	35.329	25.579	15.450	28.849	1'45.207P		13:16'16.149

2	23.398	23.734	14.355	<b>27.857</b>	1'29.344	314,5	13:04'22.219
3	23.424	23.895	14.377	28.045	1'29.741	314,5	13:05'51.960
4	26.766	28.994	15.100	3'23.533	4'34.393P	307,3	13:10'26.353
5	35.090	25.231	14.520	27.888	1'42.729P		13:12'09.082
6	<b>23.228</b>	<b>23.717</b>	<b>14.199</b>	27.905	<b>1'29.049</b>	<b>315,4</b>	13:13'38.131
7	23.359	23.771	14.382	28.297	1'29.809	313,6	13:15'07.940

2° 5 Y. MONTELLA [1'28.663]							
Lap	Seg1	Seg2	Seg3	Seg4	Lap Time	km/h	Local Time
							13:00'56.935
1	35.643	27.403	14.364	28.043	1'45.453P		13:02'42.388
2	23.357	<b>23.531</b>	14.229	27.759	1'28.876	308,2	13:04'11.264
3	23.319	23.726	14.208	27.819	1'29.072	309,1	13:05'40.336
4	23.517	27.865	14.693	3'40.423	4'46.498P	310,0	13:10'26.834
5	34.330	24.882	14.490	28.122	1'41.824P		13:12'08.658
6	23.203	23.668	<b>14.104</b>	<b>27.689</b>	1'28.664	311,8	13:13'37.322
7	<b>23.185</b>	23.572	14.186	27.720	<b>1'28.663</b>	<b>312,7</b>	13:15'05.985

7° 34 L. BALDASSARRI [1'29.191]							
Lap	Seg1	Seg2	Seg3	Seg4	Lap Time	km/h	Local Time
							13:00'04.784
1	30.972	24.273	14.480	28.002	1'37.727P		13:01'42.511
2	23.518	23.641	14.412	27.926	1'29.497	307,3	13:03'12.008
3	24.430	23.818	14.406	2'40.864	3'43.518CP	303,9	13:06'55.526
4	29.273	24.359	14.530	27.982	1'36.144P		13:08'31.670
5	23.531	23.573	14.357	<b>27.730</b>	<b>1'29.191</b>	303,9	13:10'00.861
6	23.471	<b>23.543</b>	14.471	34.847	1'36.332	307,3	13:11'37.193
7	<b>23.458</b>	23.611	<b>14.285</b>	27.926	1'29.280	307,3	13:13'06.473
8	26.678	25.134	14.798	27.919	1'34.529	304,7	13:14'41.002
9	23.470	23.654	15.143	28.565	1'30.832	<b>310,0</b>	13:16'11.834

3° 14 S. LOWES [1'28.729]							
Lap	Seg1	Seg2	Seg3	Seg4	Lap Time	km/h	Local Time
							13:01'18.871
1	30.477	24.603	14.570	28.049	1'37.699P		13:02'56.570
2	23.477	23.566	14.273	27.957	1'29.273	310,9	13:04'25.843
3	<b>23.390</b>	23.552	14.199	27.976	1'29.117	310,0	13:05'54.960
4	24.583	29.405	15.810	2'56.007	4'05.805P	310,9	13:10'00.765
5	30.975	24.186	14.646	27.925	1'37.732P		13:11'38.497
6	23.408	<b>23.444</b>	<b>14.126</b>	<b>27.751</b>	<b>1'28.729</b>	309,1	13:13'07.226
7	25.119	25.022	14.863	27.987	1'32.991	<b>313,6</b>	13:14'40.217
8	23.455	25.639	16.206	28.393	1'33.693	308,2	13:16'13.910

8° 31 G. GERLOFF [1'29.237]							
Lap	Seg1	Seg2	Seg3	Seg4	Lap Time	km/h	Local Time
							13:00'49.191
1	45.698	26.546	14.617	28.085	1'54.946P		13:02'44.137
2	23.582	<b>23.603</b>	14.372	<b>27.957</b>	1'29.514	310,9	13:04'13.651
3	23.425	23.684	14.349	28.194	1'29.652	311,8	13:05'43.303
4	23.718	24.043	14.550	3'32.752	4'35.063P	310,9	13:10'18.366
5	34.209	24.152	14.800	28.039	1'41.200P		13:11'59.566
6	<b>23.302</b>	23.640	14.331	27.964	<b>1'29.237</b>	317,2	13:13'28.803
7	23.332	23.727	<b>14.288</b>	28.421	1'29.768	<b>320,1</b>	13:14'58.571
8	23.670	23.883	14.433	28.229	1'30.215	309,1	13:16'28.786

4° 22 A. LOWES [1'28.943]							
Lap	Seg1	Seg2	Seg3	Seg4	Lap Time	km/h	Local Time
							13:00'54.885
1	44.156	26.492	14.837	28.066	1'53.551P		13:02'48.436
2	23.421	23.676	14.354	27.855	1'29.306	307,3	13:04'17.742
3	25.863	32.508	14.925	28.062	1'41.358	<b>310,0</b>	13:05'59.100
4	23.442	23.708	14.345	3'15.191	4'16.686P	308,2	13:10'15.786
5	42.656	23.867	14.315	<b>27.801</b>	1'48.639P		13:12'04.425
6	<b>23.301</b>	<b>23.516</b>	<b>14.287</b>	27.839	<b>1'28.943</b>	307,3	13:13'33.368
7	30.958	27.546	14.660	27.968	1'41.132	<b>310,0</b>	13:15'14.500

9° 97 X. VIERGE [1'29.245]							
Lap	Seg1	Seg2	Seg3	Seg4	Lap Time	km/h	Local Time
							13:00'43.657
1	52.662	25.553	14.676	27.954	2'00.845P		13:02'44.502
2	23.595	23.750	14.417	27.774	1'29.536	314,5	13:04'14.038
3	23.664	32.740	15.573	33.251	1'45.228	313,6	13:05'59.266
4	23.653	23.776	14.580	3'16.486	4'18.495P	311,8	13:10'17.761
5	37.504	27.473	14.475	<b>27.747</b>	1'47.199P		13:12'04.960
6	<b>23.456</b>	<b>23.664</b>	<b>14.378</b>	<b>27.747</b>	<b>1'29.245</b>	<b>315,4</b>	13:13'34.205
7	31.618	25.512	14.531	27.906	1'39.567	313,6	13:15'13.772

5° 47 A. BASSANI [1'28.972]							
Lap	Seg1	Seg2	Seg3	Seg4	Lap Time	km/h	Local Time
							13:01'03.612
1	40.421	24.795	15.247	28.492	1'48.955P		13:02'52.567
2	23.438	23.622	14.460	27.813	1'29.333	307,3	13:04'21.900
3	23.495	23.583	14.301	27.929	1'29.308	310,0	13:05'51.208
4	23.508	23.533	14.404	27.886	1'29.331	307,3	13:07'20.539
5	24.817	24.654	14.648	2'15.185	3'19.304P	306,5	13:10'39.843
6	31.880	24.431	14.746	28.273	1'39.330P		13:12'19.173
7	23.460	<b>23.499</b>	14.288	<b>27.725</b>	<b>1'28.972</b>	<b>311,8</b>	13:13'48.145
8	<b>23.405</b>	23.603	<b>14.229</b>	27.774	1'29.011	306,5	13:15'17.156

10° 67 A. SURRA [1'29.287]							
Lap	Seg1	Seg2	Seg3	Seg4	Lap Time	km/h	Local Time
							13:00'29.982
1	29.544	24.238	14.655	28.358	1'36.795P		13:02'06.777
2	23.643	23.784	<b>14.345</b>	28.068	1'29.840	311,8	13:03'36.617
3	24.049	24.672	14.489	28.115	1'31.325	309,1	13:05'07.942
4	23.769	23.851	14.475	4'08.276	5'10.371P	310,0	13:10'18.313
5	33.750	24.375	14.539	27.918	1'40.582P		13:11'58.895
6	23.562	<b>23.585</b>	14.374	<b>27.766</b>	<b>1'29.287</b>	311,8	13:13'28.182
7	<b>23.549</b>	23.768	14.577	28.749	1'30.643	<b>313,6</b>	13:14'58.825
8	23.692	24.203	14.568	28.142	1'30.605	311,8	13:16'29.430

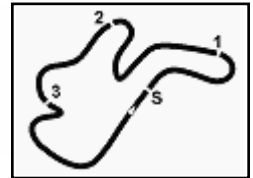
6° 9 D. PETRUCCI [1'29.049]							
Lap	Seg1	Seg2	Seg3	Seg4	Lap Time	km/h	Local Time
							13:01'05.515
1	38.836	24.686	15.197	28.641	1'47.360P		13:02'52.875

11° 95 T. MACKENZIE [1'29.333]							
Lap	Seg1	Seg2	Seg3	Seg4	Lap Time	km/h	Local Time
							13:00'12.393
1	40.448	33.789	14.876	28.129	1'57.242P		13:02'09.635
2	23.636	23.823	14.442	27.965	1'29.866	307,3	13:03'39.501
3	23.761	23.764	14.344	27.884	1'29.753	308,2	13:05'09.254
4	23.557	23.827	<b>14.335</b>	28.467	1'30.186	310,0	13:06'39.440
5	24.739	24.803	15.051	2'36.401	3'40.994P	303,0	13:10'20.434

21/02/2026 P = Pits In/Out - C = Lap Time Cancelled

These data/results cannot be reproduced, stored and/or transmitted in whole or in part by any manner of electronic, mechanical, photocopying, recording, broadcasting or otherwise now known or herein after developed without the previous express consent by the copyright owner, except for reproduction in daily press and regular printed publications on sale to the public within 60 days of the event related to those data/results and always provided that copyright symbol appears together as follows below.

© DORNA WSBK ORGANIZATION Srl 2026



## Australian Round, 20-22 February 2026

### Chronological Analysis Tissot Superpole

6	32.868	24.167	14.730	28.138	1'39.903P		13:12'00.337
7	<b>23.403</b>	<b>23.730</b>	14.385	<b>27.815</b>	<b>1'29.333</b>	<b>313,6</b>	13:13'29.670
8	23.410	23.776	14.342	27.845	1'29.373	312,7	13:14'59.043
9	23.562	23.865	14.374	27.965	1'29.766	<b>313,6</b>	13:16'28.809

12° 19 A. BAUTISTA [1'29.363]							
Lap	Seg1	Seg2	Seg3	Seg4	Lap Time	km/h	Local Time
							13:00'29.281
1	30.011	24.325	14.622	28.281	1'37.239P		13:02'06.520
2	23.594	23.757	<b>14.379</b>	28.064	1'29.794	309,1	13:03'36.314
3	24.148	29.597	14.824	28.111	1'36.680	310,9	13:05'12.994
4	<b>23.388</b>	23.637	14.585	27.905	1'29.515	<b>313,6</b>	13:06'42.509
5	23.523	23.957	14.576	2'33.378	3'35.434P	310,0	13:10'17.943
6	33.931	24.112	14.451	27.957	1'40.451P		13:11'58.394
7	23.467	<b>23.627</b>	14.413	<b>27.856</b>	<b>1'29.363</b>	308,2	13:13'27.757
8	23.509	27.520	14.614	28.069	1'33.712	309,1	13:15'01.469

13° 7 I. LECUONA [1'29.374]							
Lap	Seg1	Seg2	Seg3	Seg4	Lap Time	km/h	Local Time
							13:00'30.793
1	29.458	24.096	14.557	28.666	1'36.777P		13:02'07.570
2	<b>23.467</b>	23.705	<b>14.272</b>	<b>27.930</b>	<b>1'29.374</b>	<b>314,5</b>	13:03'36.944
3	23.831	24.288	14.516	28.162	1'30.797	<b>314,5</b>	13:05'07.741
4	23.625	23.651	14.404	2'59.227	4'00.907P	310,0	13:09'08.648
5	30.236	24.851	14.807	28.321	1'38.215P		13:10'46.863
6	23.529	<b>23.645</b>	14.381	28.042	1'29.597	310,0	13:12'16.460
7	23.505	23.674	14.315	27.982	1'29.476	310,9	13:13'45.936
8	25.278	26.489	14.608	28.814	1'35.189	312,7	13:15'21.125

14° 87 R. GARDNER [1'29.435]							
Lap	Seg1	Seg2	Seg3	Seg4	Lap Time	km/h	Local Time
							13:00'19.348
1	40.961	24.547	14.777	31.078	1'51.363P		13:02'10.711
2	23.599	23.821	14.370	28.103	1'29.893	313,6	13:03'40.604
3	23.666	23.821	14.500	28.320	1'30.307	313,6	13:05'10.911
4	26.481	25.770	14.891	3'47.335	4'54.477P	312,7	13:10'05.388
5	44.472	26.531	15.015	28.188	1'54.206P		13:11'59.594
6	<b>23.538</b>	<b>23.683</b>	<b>14.326</b>	<b>27.888</b>	<b>1'29.435</b>	312,7	13:13'29.029
7	23.584	27.960	16.025	30.055	1'37.624	<b>318,2</b>	13:15'06.653

15° 55 A. LOCATELLI [1'29.760]							
Lap	Seg1	Seg2	Seg3	Seg4	Lap Time	km/h	Local Time
							13:00'43.968
1	46.054	31.400	15.596	28.136	2'01.186P		13:02'45.154
2	23.814	24.044	14.523	27.948	1'30.329	309,1	13:04'15.483
3	23.680	24.004	14.423	28.202	1'30.309	308,2	13:05'45.792
4	23.830	24.333	14.619	3'32.709	4'35.491P	307,3	13:10'21.283
5	32.957	28.604	14.726	27.921	1'44.208P		13:12'05.491
6	<b>23.668</b>	<b>23.765</b>	14.424	<b>27.903</b>	<b>1'29.760</b>	<b>310,9</b>	13:13'35.251
7	23.887	26.715	<b>14.414</b>	28.083	1'33.099	<b>310,9</b>	13:15'08.350

16° 17 R. VICKERS [1'29.969]							
Lap	Seg1	Seg2	Seg3	Seg4	Lap Time	km/h	Local Time
							13:00'09.177
1	43.929	33.972	14.693	28.274	2'00.868P		13:02'10.045
2	23.615	23.814	14.494	28.123	1'30.046	313,6	13:03'40.091
3	23.677	23.787	14.461	28.165	1'30.090	311,8	13:05'10.181
4	27.001	24.526	14.890	3'41.916	4'48.333P	310,9	13:09'58.514
5	33.528	24.208	14.651	<b>27.983</b>	1'40.370P		13:11'38.884
6	<b>23.557</b>	25.874	18.253	29.276	1'36.960	312,7	13:13'15.844
7	23.728	<b>23.734</b>	17.104	39.096	1'43.662	305,6	13:14'59.506
8	23.700	23.813	<b>14.429</b>	28.027	<b>1'29.969</b>	<b>315,4</b>	13:16'29.475

17° 45 T. NAGASHIMA [1'29.986]							
Lap	Seg1	Seg2	Seg3	Seg4	Lap Time	km/h	Local Time
							13:00'06.637
1	30.825	44.203	15.396	30.666	2'01.090P		13:02'07.727
2	23.625	<b>23.877</b>	<b>14.405</b>	<b>28.079</b>	<b>1'29.986</b>	308,2	13:03'37.713
3	23.720	24.136	14.632	28.193	1'30.681	312,7	13:05'08.394
4	<b>23.623</b>	24.098	14.730	4'08.504	5'10.955P	312,7	13:10'19.349
5	36.073	27.555	15.014	28.143	1'46.785P		13:12'06.134
6	23.756	31.946	15.306	28.947	1'39.955	306,5	13:13'46.089
7	25.049	25.369	14.971	29.751	1'35.140	<b>313,6</b>	13:15'21.229

18° 62 S. MANZI [1'30.380]							
Lap	Seg1	Seg2	Seg3	Seg4	Lap Time	km/h	Local Time
							13:00'03.955
1	32.187	24.666	14.715	28.675	1'40.243P		13:01'44.198
2	23.907	24.205	14.508	28.351	1'30.971	300,5	13:03'15.169
3	25.881	27.306	15.516	3'57.478	5'06.181CP	301,3	13:08'21.350
4	35.159	24.582	14.471	28.263	1'42.475P		13:10'03.825
5	<b>23.690</b>	25.854	14.595	<b>28.174</b>	1'32.313	<b>305,6</b>	13:11'36.138
6	23.769	<b>23.987</b>	<b>14.404</b>	28.220	<b>1'30.380</b>	<b>305,6</b>	13:13'06.518
7	23.923	23.995	14.423	28.204	1'30.545	303,9	13:14'37.063
8	23.764	24.008	14.502	28.206	1'30.480	<b>305,6</b>	13:16'07.543

19° 54 B. SOFUOGLU [1'30.500]							
Lap	Seg1	Seg2	Seg3	Seg4	Lap Time	km/h	Local Time
							13:00'44.407
1	52.655	25.262	15.163	28.280	2'01.360P		13:02'45.767
2	24.162	24.008	14.486	28.248	1'30.904	309,1	13:04'16.671
3	23.895	<b>23.969</b>	14.492	28.285	1'30.641	306,5	13:05'47.312
4	24.420	25.089	15.017	3'36.761	4'41.287P	305,6	13:10'28.599
5	33.236	25.109	14.733	28.241	1'41.319P		13:12'09.918
6	<b>23.715</b>	24.048	<b>14.482</b>	28.255	<b>1'30.500</b>	<b>310,9</b>	13:13'40.418
7	25.334	26.299	14.806	<b>28.187</b>	1'34.626	307,3	13:15'15.044

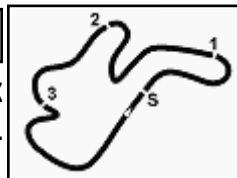
20° 13 M. RATO [1'30.977]							
Lap	Seg1	Seg2	Seg3	Seg4	Lap Time	km/h	Local Time
							13:00'04.942
1	31.387	24.746	14.588	28.573	1'39.294P		13:01'44.236
2	23.999	<b>24.248</b>	14.563	<b>28.260</b>	1'31.070	293,2	13:03'15.306
3	25.897	25.864	15.069	6'07.902	7'14.732CP	305,6	13:10'30.038
4	32.077	25.061	14.737	28.351	1'40.226P		13:12'10.264
5	<b>23.637</b>	24.420	<b>14.554</b>	28.366	<b>1'30.977</b>	<b>311,8</b>	13:13'41.241
6	23.942	32.781	14.623	28.934	1'40.280	307,3	13:15'21.521

21° 88 M. OLIVEIRA							
Lap	Seg1	Seg2	Seg3	Seg4	Lap Time	km/h	Local Time
							13:01'20.069
1	29.898	<b>24.481</b>	<b>14.720</b>	<b>28.286</b>	1'37.385P		13:02'57.454

21/02/2026 P = Pits In/Out - C = Lap Time Cancelled

These data/results cannot be reproduced, stored and/or transmitted in whole or in part by any manner of electronic, mechanical, photocopying, recording, broadcasting or otherwise now known or herein after developed without the previous express consent by the copyright owner, except for reproduction in daily press and regular printed publications on sale to the public within 60 days of the event related to those data/results and always provided that copyright symbol appears together as follows below.

© DORNA WSBK ORGANIZATION Srl 2026

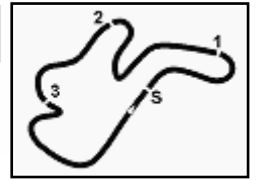


Phillip Island 4.445 m

## Australian Round, 20-22 February 2026

### Best Laps & Speeds

No.	Rider	Nat	Best Lap		FP1		FP2		FP3		SP	
			LL	SPD	LL	SPD	LL	SPD	LL	SPD	LL	SPD
1	<b>11 N. BULEGA</b> Ducati Panigale V4R	ITA	<b>1'28.244</b> 67	320,1	1'28.858 21	314,5	1'29.101 25	<b>320,1</b>	1'28.273 13	316,3	<b>1'28.244</b> 8	311,8
2	<b>14 S. LOWES</b> Ducati Panigale V4R	GBR	<b>1'28.575</b> 52	313,6	1'29.382 20	310,9	1'29.558 13	310,9	<b>1'28.575</b> 11	312,7	1'28.729 8	<b>313,6</b>
3	<b>5 Y. MONTELLA</b> Ducati Panigale V4R	ITA	<b>1'28.663</b> 61	320,1	1'29.561 18	314,5	1'29.582 25	315,4	1'28.788 11	<b>320,1</b>	1'28.663 7	312,7
4	<b>47 A. BASSANI</b> bimota KB998 Rimini	ITA	<b>1'28.722</b> 63	311,8	1'29.547 19	310,0	1'29.468 25	310,0	<b>1'28.722</b> 11	<b>311,8</b>	1'28.972 8	<b>311,8</b>
5	<b>22 A. LOWES</b> bimota KB998 Rimini	GBR	<b>1'28.742</b> 62	317,2	1'29.615 20	310,0	1'29.354 23	312,7	<b>1'28.742</b> 12	<b>317,2</b>	1'28.943 7	310,0
6	<b>31 G. GERLOFF</b> Kawasaki ZX-10RR	USA	<b>1'28.743</b> 63	320,1	1'29.692 18	318,2	1'29.699 26	314,5	<b>1'28.743</b> 11	317,2	1'29.237 8	<b>320,1</b>
7	<b>7 I. LECUONA</b> Ducati Panigale V4R	ESP	<b>1'28.761</b> 70	318,2	1'29.759 24	316,3	1'29.657 25	<b>318,2</b>	1'28.761 13	317,2	1'29.374 8	314,5
8	<b>19 A. BAUTISTA</b> Ducati Panigale V4R	ESP	<b>1'28.838</b> 65	316,3	1'29.710 21	314,5	1'29.482 25	313,6	<b>1'28.838</b> 11	<b>316,3</b>	1'29.363 8	313,6
9	<b>9 D. PETRUCCI</b> BMW M 1000 RR	ITA	<b>1'28.842</b> 60	321,0	1'29.892 19	315,4	1'29.834 23	315,4	<b>1'28.842</b> 11	<b>321,0</b>	1'29.049 7	315,4
10	<b>88 M. OLIVEIRA</b> BMW M 1000 RR	POR	<b>1'28.849</b> 56	319,1	1'29.746 21	315,4	1'30.294 24	313,6	<b>1'28.849</b> 10	<b>319,1</b>	1'318,2 1	318,2
11	<b>95 T. MACKENZIE</b> Ducati Panigale V4R	GBR	<b>1'28.922</b> 60	318,2	1'29.893 21	<b>318,2</b>	1'30.319 20	315,4	<b>1'28.922</b> 10	316,3	1'29.333 9	313,6
12	<b>34 L. BALDASSARRI</b> Ducati Panigale V4R	ITA	<b>1'29.040</b> 69	313,6	1'29.669 24	310,9	1'29.484 25	<b>313,6</b>	<b>1'29.040</b> 11	310,9	1'29.191 9	310,0
13	<b>97 X. VIERGE</b> Yamaha YZF R1	ESP	<b>1'29.181</b> 60	319,1	1'29.809 21	318,2	1'29.806 22	315,4	<b>1'29.181</b> 10	<b>319,1</b>	1'29.245 7	315,4
14	<b>67 A. SURRA</b> Ducati Panigale V4R	ITA	<b>1'29.287</b> 49	319,1	1'29.917 16	313,6	1'30.411 15	312,7	1'29.477 10	<b>319,1</b>	1'29.287 8	313,6
15	<b>87 R. GARDNER</b> Yamaha YZF R1	AUS	<b>1'29.435</b> 58	318,2	1'30.554 19	313,6	1'30.707 23	311,8	1'29.814 9	314,5	1'29.435 7	<b>318,2</b>
16	<b>17 R. VICKERS</b> Honda CBR1000RR-R SP	GBR	<b>1'29.571</b> 65	315,4	1'30.313 19	312,7	1'30.322 28	310,9	1'29.571 10	314,5	1'29.969 8	<b>315,4</b>
17	<b>55 A. LOCATELLI</b> Yamaha YZF R1	ITA	<b>1'29.754</b> 61	316,3	1'30.419 20	311,8	1'30.060 23	312,7	<b>1'29.754</b> 11	<b>316,3</b>	1'29.760 7	310,9
18	<b>45 T. NAGASHIMA</b> Honda CBR1000RR-R SP	JPN	<b>1'29.986</b> 59	317,2	1'30.560 21	312,7	1'30.320 21	<b>317,2</b>	1'30.296 10	312,7	1'29.986 7	313,6
19	<b>62 S. MANZI</b> Yamaha YZF R1	ITA	<b>1'30.156</b> 64	311,8	1'30.577 23	309,1	1'30.388 23	<b>311,8</b>	<b>1'30.156</b> 10	310,9	1'30.380 8	305,6
20	<b>54 B. SOFUOGLU</b> Yamaha YZF R1	TUR	<b>1'30.291</b> 50	312,7	1'31.050 16	310,0	1'30.786 17	310,9	<b>1'30.291</b> 10	<b>312,7</b>	1'30.500 7	310,9
21	<b>13 M. RATO</b> Yamaha YZF R1	ITA	<b>1'30.835</b> 59	311,8	1'31.612 19	310,0	1'31.839 25	308,2	<b>1'30.835</b> 9	310,0	1'30.977 6	<b>311,8</b>



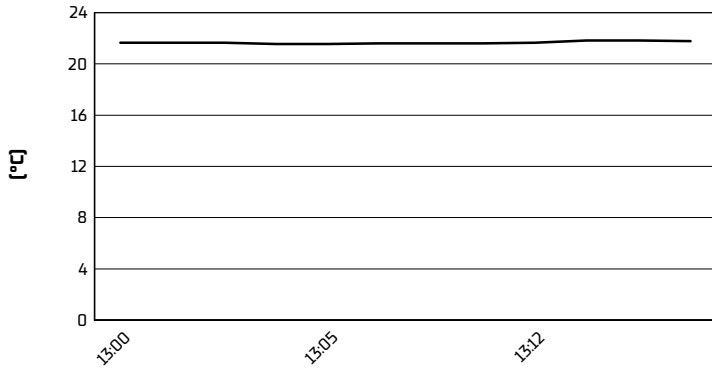
Phillip Island 4.445 m

**Australian Round, 20-22 February 2026**

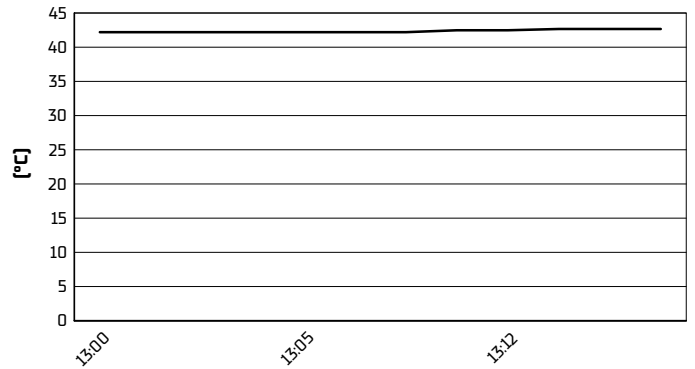
**Weather Report Tissot Superpole**

Session started 13:00 - Session ended 13:17


**Air Temperature**



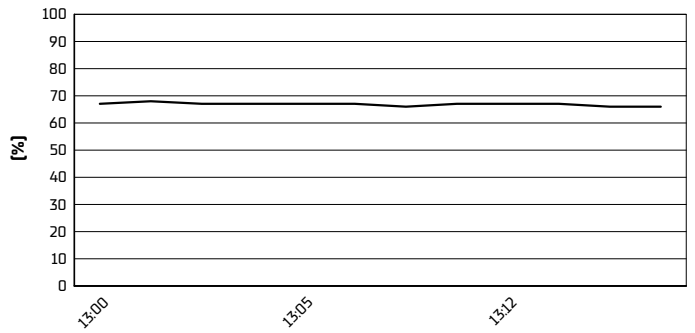
**Track Temperature**



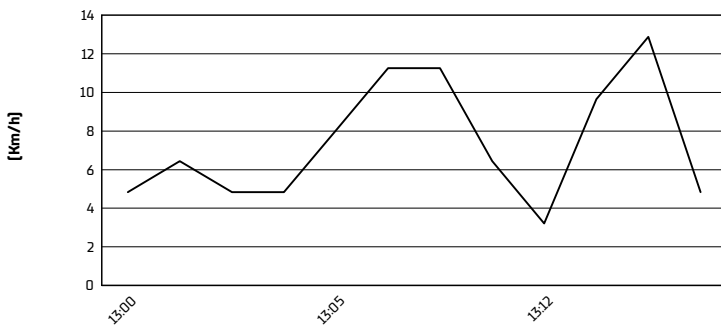
**Air Pressure**



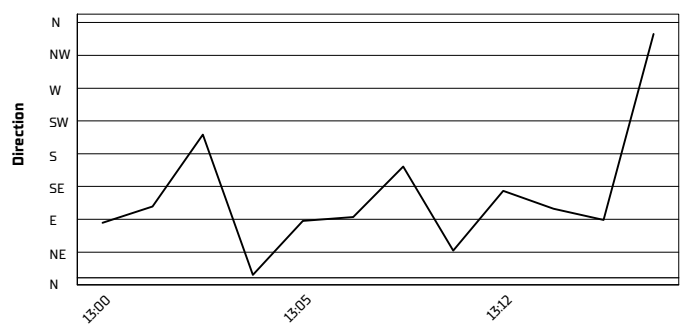
**Humidity**



**Wind Speed**



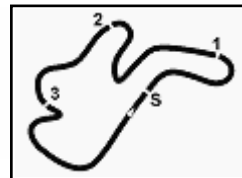
**Wind Direction**



21/02/2026

These data/results cannot be reproduced, stored and/or transmitted in whole or in part by any manner of electronic, mechanical, photocopying, recording, broadcasting or otherwise now known or herein after developed without the previous express consent by the copyright owner, except for reproduction in daily press and regular printed publications on sale to the public within 60 days of the event related to those data/results and always provided that copyright symbol appears together as follows below.

© DORNA WSBK ORGANIZATION Srl 2026



Phillip Island 4.445 m

## Australian Round, 20-22 February 2026

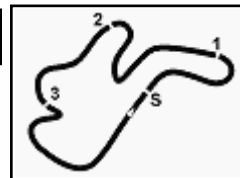
### Starting Grid - Race 1 (20 Laps x 4,445 km = 88,900 km)

1	11	<b>BULEGA N.</b> Ducati	1'28.244	2	5	<b>MONTELLA Y.</b> Ducati	1'28.663	3	14	<b>LOWES S.</b> Ducati	1'28.729
2	4	<b>LOWES A.</b> bimota	1'28.943	5	47	<b>BASSANI A.</b> bimota	1'28.972	6	9	<b>PETRUCCI D.</b> BMW	1'29.049
3	7	<b>BALDASSARRI L.</b> Ducati	1'29.191	8	31	<b>GERLOFF G.</b> Kawasaki	1'29.237	9	97	<b>VIERGE X.</b> Yamaha	1'29.245
4	10	<b>SURRA A.</b> Ducati	1'29.287	11	95	<b>MACKENZIE T.</b> Ducati	1'29.333	12	19	<b>BAUTISTA A.</b> Ducati	1'29.363
5	13	<b>LECUONA I.</b> Ducati	1'29.374	14	87	<b>GARDNER R.</b> Yamaha	1'29.435	15	55	<b>LOCATELLI A.</b> Yamaha	1'29.760
6	16	<b>VICKERS R.</b> Honda	1'29.969	17	45	<b>NAGASHIMA T.</b> Honda	1'29.986	18	62	<b>MANZI S.</b> Yamaha	1'30.380
7	19	<b>SOFUOGLU B.</b> Yamaha	1'30.500	20	13	<b>RATO M.</b> Yamaha	1'30.977	21	88	<b>OLIVEIRA M.</b> BMW	

N.88 (Oliveira M.) is allowed to start the race according to Art. 115.6 (FPs)

21/02/2026 The Race Director: **Stefano Carioia**

These data/results cannot be reproduced, stored and/or transmitted in whole or in part by any manner of electronic, mechanical, photocopying, recording, broadcasting or otherwise now known or herein after developed without the previous express consent by the copyright owner, except for reproduction in daily press and regular printed publications on sale to the public within 60 days of the event related to those data/results and always provided that copyright symbol appears together as follows below. © DORNA WSBK ORGANIZATION Srl 2026



Phillip Island 4.445 m

## Australian Round, 20-22 February 2026

### Tissot Superpole Winners

	2023	2024	2025	2026
<b>01 Phillip Island</b>	Razgatlioglu (Tur) Yam 1'29.400 (179,0 Km/h)	Bulega (Ita) Duc 1'27.916 (182,0 Km/h)	Bulega (Ita) Duc 1'28.824 (180,2 Km/h)	Bulega (Ita) Duc 1'28.244 (181,3 Km/h)
<b>02 Portimao</b>	Rea (Gbr) Kaw 1'39.620 (165,9 Km/h)	Razgatlioglu (Tur) Bmw 1'39.783 (165,7 Km/h)	Razgatlioglu (Tur) Bmw 1'39.081 (166,8 Km/h)	
<b>03 Assen</b>	Bautista (Esp) Duc 1'33.542 (174,8 Km/h)	Rea (Gbr) Yam 1'42.650 (159,3 Km/h)	Lowe (Gbr) Duc 1'32.596 (176,6 Km/h)	
<b>04 Balaton</b>			Razgatlioglu (Tur) Bmw 1'38.357 (149,2 Km/h)	
<b>05 Most</b>	Razgatlioglu (Tur) Yam 1'30.801 (167,0 Km/h)	Razgatlioglu (Tur) Bmw 1'30.064 (168,4 Km/h)	Razgatlioglu (Tur) Bmw 1'30.397 (167,7 Km/h)	
<b>06 Aragon</b>	Rea (Gbr) Kaw 1'47.973 (169,3 Km/h)	Bulega (Ita) Duc 1'47.840 (169,5 Km/h)	Bulega (Ita) Duc 1'47.332 (170,3 Km/h)	
<b>07 Misano</b>	Bautista (Esp) Duc 1'33.017 (157,1 Km/h)	Razgatlioglu (Tur) Bmw 1'32.320 (158,3 Km/h)	Bulega (Ita) Duc 1'31.618 (159,5 Km/h)	
<b>08 Donington</b>	Rea (Gbr) Kaw 1'26.041 (131,8 Km/h)	Razgatlioglu (Tur) Bmw 1'24.629 (134,0 Km/h)	Razgatlioglu (Tur) Bmw 1'24.827 (133,6 Km/h)	
<b>09 Magny-Cours</b>	Gerloff (Usa) Bmw 1'35.453 (159,3 Km/h)	Lowe (Gbr) Kaw 1'51.946 (135,9 Km/h)	Razgatlioglu (Tur) Bmw 1'34.930 (160,2 Km/h)	
<b>10 Cremona</b>		Bulega (Ita) Duc 1'27.953 (154,2 Km/h)	Bulega (Ita) Duc 1'27.866 (154,4 Km/h)	
<b>11 Estoril</b>		Razgatlioglu (Tur) Bmw 1'52.430 (133,9 Km/h)	Razgatlioglu (Tur) Bmw 1'34.203 (159,8 Km/h)	
<b>12 Jerez</b>	Bautista (Esp) Duc 1'38.635 (161,4 Km/h)	Bulega (Ita) Duc 1'37.596 (163,2 Km/h)	Bulega (Ita) Duc 1'36.629 (164,8 Km/h)	

### 2026

**1 N. Bulega**

### ALL TIMES

<b>51</b> T. Sykes	<b>7</b> N. Haga	<b>2</b> B. Bostrom	<b>1</b> P. Goddard
<b>44</b> J. Rea	<b>7</b> R. Laconi	<b>2</b> M. Campbell	<b>1</b> T. Hill
<b>43</b> T. Corser	<b>6</b> C. Crutchlow	<b>2</b> A. Gobert	<b>1</b> S. Hislop
<b>26</b> T. Bayliss	<b>6</b> J. Kocinski	<b>2</b> A. Lowe	<b>1</b> J. Hopkins
<b>24</b> T. Razgatlioglu	<b>5</b> M. Biaggi	<b>2</b> M. Lucchinelli	<b>1</b> I. Jaitovich
<b>21</b> C. Fogarty	<b>5</b> D. Giugliano	<b>2</b> B. Monti	<b>1</b> T. Kipp
<b>17</b> D. Polen	<b>4</b> S. Guintoli	<b>2</b> Y. Nagai	<b>1</b> L. Lanzi
<b>16</b> N. Hodgson	<b>4</b> E. Laverty	<b>2</b> M. Neukirchner	<b>1</b> I. Lecuona
<b>15</b> C. Edwards	<b>4</b> M. Melandri	<b>2</b> S. Redding	<b>1</b> S. Lowe
<b>11</b> B. Spies	<b>4</b> F. Merkel	<b>2</b> D. Tardozzi	<b>1</b> M. Mladin
<b>10</b> A. Bautista	<b>4</b> J. Toseland	<b>2</b> A. Yanagawa	<b>1</b> F. Nieto
<b>10</b> <b>N. Bulega</b>	<b>3</b> L. Haslam	<b>1</b> A. Badovini	<b>1</b> J. Reynolds
<b>10</b> C. Checa	<b>3</b> Y. Kagayama	<b>1</b> R. Burnett	<b>1</b> M. Tamada
<b>10</b> P. Chilli	<b>3</b> S. Martin	<b>1</b> D. Chandler	<b>1</b> M. van der Mark
<b>9</b> R. Roche	<b>3</b> S. Mertens	<b>1</b> S. Crafar	<b>1</b> A. Vieira
<b>8</b> G. Falappa	<b>3</b> R. Phillis	<b>1</b> M. Doohan	<b>1</b> R. Xaus
<b>8</b> S. Russell	<b>3</b> J. Smrz	<b>1</b> M. Dowson	
<b>8</b> A. Slight	<b>3</b> C. Vermeulen	<b>1</b> M. Fabrizio	
<b>7</b> C. Davies	<b>2</b> L. Baz	<b>1</b> G. Gerloff	

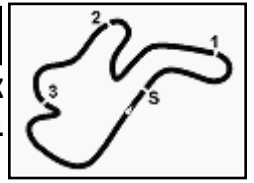
21/02/2026

These data/results cannot be reproduced, stored and/or transmitted in whole or in part by any manner of electronic, mechanical, photocopying, recording, broadcasting or otherwise now known or herein after developed without the previous express consent by the copyright owner, except for reproduction in daily press and regular printed publications on sale to the public within 60 days of the event related to those data/results and always provided that copyright symbol appears together as follows below.

© DORNA WSBK ORGANIZATION Srl 2026

FICR PERUGIA TIMING





Phillip Island 4.445 m

**Australian Round, 20-22 February 2026**  
**Tissot Superpole Award**

	Points	Points From First	Points From Previous	February 22 <b>PHILLIP ISLAND</b>	March 29 <b>PORTIMAO</b>	April 19 <b>ASSEN</b>	May 3 <b>BALATON</b>	May 17 <b>MOST</b>	May 31 <b>ARAGON</b>	June 14 <b>MISANO</b>	July 12 <b>DONINGTON</b>	September 6 <b>MACNY-COURS</b>	September 27 <b>CREMONA</b>	October 11 <b>ESTORIL</b>	October 18 <b>JEREZ</b>				
1 <b>BULEGA</b> Nicolo (ITA)	<b>12</b>			<b>12</b>															
2 <b>MONTELLA</b> Yari (ITA)	<b>9</b>	3		<b>9</b>															
3 <b>LOWES</b> Sam (GBR)	<b>7</b>	5	2	<b>7</b>															
4 <b>LOWES</b> Alex (GBR)	<b>6</b>	6	1	<b>6</b>															
5 <b>BASSANI</b> Axel (ITA)	<b>5</b>	7	1	<b>5</b>															
6 <b>PETRUCCI</b> Danilo (ITA)	<b>4</b>	8	1	<b>4</b>															
7 <b>BALDASSARRI</b> Lorenzo (ITA)	<b>3</b>	9	1	<b>3</b>															
8 <b>GERLOFF</b> Garrett (USA)	<b>2</b>	10	1	<b>2</b>															
9 <b>VIERGE</b> Xavi (ESP)	<b>1</b>	11	1	<b>1</b>															

21/02/2026 Odd points columns: Tissot Superpole Even points columns: Tissot Superpole Race

These data/results cannot be reproduced, stored and/or transmitted in whole or in part by any manner of electronic, mechanical, photocopying, recording, broadcasting or otherwise now known or herein after developed without the previous express consent by the copyright owner, except for reproduction in daily press and regular printed publications on sale to the public within 60 days of the event related to those data/results and always provided that copyright symbol appears together as follows below.

© DORNA WSBK ORGANIZATION Srl 2026