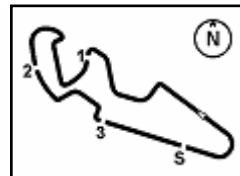


MOTORLAND ARAGON

TRACK LENGTH: 5,077 km 3,155 mi
FL Altitude (sl): 370 m

Loop	ID	OC	GPS	
			LAT	LON
			ms	
Pit In	3	15	41,07698 N	0,19598 W
Pit Out	18	90	41,07947 N	0,19998 W
Speed	20	100	41,07521 N	0,19893 W
FL.1	41	205	41,07891 N	0,20361 W
I1	22	110	41,08136 N	0,20756 W
I1.1	42	210	41,08423 N	0,21096 W
I2	24	120	41,08126 N	0,21248 W
I2.1	43	215	41,07904 N	0,20770 W
I3	26	130	41,07729 N	0,20661 W
I3.1	44	220	41,07546 N	0,19399 W
FL	34	170	41,07748 N	0,19647 W

LLP = Long Lap Penalty
PS = Practice Start board



Aragon Round, 29–31 May 2026

Biographical Entry List

No.	Rider (Abbreviation)	Age	Date of Birth	Place of Birth	Nat	Bike Team	Wins 2026	Podiums 2026	Pole 2026	Races 2026	Tyres	Class
1	5 MONTELLA Yari (Mon)	26	05/01/2000	Oliveto Citra	ITA	Ducati Panigale V4R Barni Spark Racing Team		5 5		51 15	Pirelli	IND
2	7 LECUONA Iker (Lec)	26	06/01/2000	Valencia	ESP	Ducati Panigale V4R Arubait Racing - Ducati		14 12	1	134 15	Pirelli	
3	11 BULEGA Nicolo (Bul)	26	16/10/1999	Montecchio Emilia	ITA	Ducati Panigale V4R Arubait Racing - Ducati	35 15	71 15	14 5	87 15	Pirelli	
4	13 RATO Mattia (Rat)	21	10/01/2005	Monza	ITA	Yamaha YZF R1 Motoxrcing WorldSBK Team				15 15	Pirelli	IND
5	14 LOWES Sam (SLo)	35	14/09/1990	Lincoln	GBR	Ducati Panigale V4R ELF Marc VDS Racing Team		8 3	1	75 15	Pirelli	IND
6	19 BAUTISTA Alvaro (Bau)	41	21/11/1984	Talavera de la Reina	ESP	Ducati Panigale V4R Barni Spark Racing Team	63	129 1	10	252 12	Pirelli	IND
7	22 LOWES Alex (ALo)	35	14/09/1990	Lincoln	GBR	bimota KB998 Rimini bimota by Kawasaki Racing Team	4	51 1	2	369 15	Pirelli	
8	31 GERLOFF Garrett (Ger)	30	01/08/1995	Tualatin	USA	Kawasaki ZX-10RR Kawasaki WorldSBK Team		8	1	213 15	Pirelli	
9	34 BALDASSARRI Lorenzo (Bal)	29	06/11/1996	San Severino Marche	ITA	Ducati Panigale V4R Team Goeleven		2 2		51 15	Pirelli	IND
10	35 CHANTRA Somkiat (Cha)	27	15/12/1998	Chombury	THA	Honda CBR1000RR-R SP Honda HRC				9 9	Pirelli	
11	38 SOOMER Hannes (Soo)	28	17/02/1998	Tallinn	EST	BMW M 1000 RR ROKiT BMW Motorrad WorldSBK Team				6	Pirelli	
12	46 BRIDEWELL Thomas (Bri)	37	06/08/1988	Devises	GBR	Ducati Panigale V4R Superbike Advocates				32 12	Pirelli	IND
13	47 BASSANI Axel (Bas)	26	24/07/1999	Feltre	ITA	bimota KB998 Rimini bimota by Kawasaki Racing Team		8 2		196 15	Pirelli	
14	54 SOFUOGLU Bahattin (Sof)	22	19/08/2003	Adapazari	TUR	Yamaha YZF R1 Motoxrcing WorldSBK Team				51 15	Pirelli	IND
15	55 LOCATELLI Andrea (Loc)	29	16/10/1996	Alzano Lombardo	ITA	Yamaha YZF R1 Pata Maxus Yamaha	1	22		196 15	Pirelli	
16	60 VAN DER MARK Michael (vdM)	33	26/10/1992	Gouda	NED	BMW M 1000 RR ROKiT BMW Motorrad WorldSBK Team	6	42	1	318 3	Pirelli	
17	62 MANZI Stefano (Man)	27	29/03/1999	Rimini	ITA	Yamaha YZF R1 GYTR GRT Yamaha WorldSBK Team				15 15	Pirelli	
18	67 SURRA Alberto (Sur)	21	31/05/2004	Torino	ITA	Ducati Panigale V4R Motocorsa Racing				15 15	Pirelli	IND
19	87 GARDNER Remy (Gar)	28	24/02/1998	Randwick	AUS	Yamaha YZF R1 GYTR GRT Yamaha WorldSBK Team		2		115 15	Pirelli	
20	95 MACKENZIE Tarran (Mac)	30	29/10/1995	Stirling	GBR	Ducati Panigale V4R MGM Optical Express Racing				77 15	Pirelli	IND
21	96 DIXON Jake (Dix)	30	15/01/1996	Dover, Kent	GBR	Honda CBR1000RR-R SP Honda HRC				2	Pirelli	
22	97 VIERGE Xavi (Vie)	29	30/04/1997	Barcelona	ESP	Yamaha YZF R1 Pata Maxus Yamaha		1		159 15	Pirelli	

Aragon Round, 29–31 May 2026

Results Free Practice 1st Session

No.	Rider	Nat	Team	Bike	Class	Time	Gap	Rel.	Laps	Speed	
										Avg	Max
1	11 N. BULEGA	ITA	Aruba.it Racing - Ducati	Ducati Panigale V4R		1'48.916			20	167,810	312,1
2	7 I. LECUDNA	ESP	Aruba.it Racing - Ducati	Ducati Panigale V4R		1'48.938	0.022	0.022	18	167,776	314,0
3	22 A. LOWES	GBR	bimota by Kawasaki Racing Team	bimota KB998 Rimini		1'49.442	0.526	0.504	16	167,004	309,5
4	47 A. BASSANI	ITA	bimota by Kawasaki Racing Team	bimota KB998 Rimini		1'49.495	0.579	0.053	14	166,923	311,2
5	14 S. LOWES	GBR	ELF Marc VDS Racing Team	Ducati Panigale V4R	IND	1'49.551	0.635	0.056	3	166,837	309,5
6	5 Y. MONTELLA	ITA	Barni Spark Racing Team	Ducati Panigale V4R	IND	1'49.609	0.693	0.058	16	166,749	313,0
7	34 L. BALDASSARRI	ITA	Team GoEleven	Ducati Panigale V4R	IND	1'49.695	0.779	0.086	13	166,618	310,3
8	95 T. MACKENZIE	GBR	MGM Optical Express Racing	Ducati Panigale V4R	IND	1'49.769	0.853	0.074	17	166,506	310,3
9	46 T. BRIDEWELL	GBR	Superbike Advocates	Ducati Panigale V4R	IND	1'49.782	0.866	0.013	15	166,486	313,0
10	67 A. SURRA	ITA	Motocorsa Racing	Ducati Panigale V4R	IND	1'49.786	0.870	0.004	17	166,480	309,5
11	19 A. BAUTISTA	ESP	Barni Spark Racing Team	Ducati Panigale V4R	IND	1'49.916	1.000	0.130	16	166,283	313,0
12	31 G. GERLOFF	USA	Kawasaki WorldSBK Team	Kawasaki ZX-10RR		1'50.077	1.161	0.161	17	166,040	308,6
13	97 X. VIERGE	ESP	Pata Maxus Yamaha	Yamaha YZF R1		1'50.096	1.180	0.019	16	166,011	312,1
14	35 S. CHANTRA	THA	Honda HRC	Honda CBR1000RR-R SP		1'50.355	1.439	0.259	19	165,622	314,0
15	55 A. LOCATELLI	ITA	Pata Maxus Yamaha	Yamaha YZF R1		1'50.398	1.482	0.043	18	165,557	311,2
16	87 R. GARDNER	AUS	GYTR GRT Yamaha WorldSBK Team	Yamaha YZF R1		1'50.400	1.484	0.002	17	165,554	310,3
17	96 J. DIXON	GBR	Honda HRC	Honda CBR1000RR-R SP		1'50.486	1.570	0.086	4	165,425	309,5
18	60 M. VAN DER MARK	NED	ROKIT BMW Motorrad WorldSBK Team	BMW M1000 RR		1'50.641	1.725	0.155	10	165,194	311,2
19	62 S. MANZI	ITA	GYTR GRT Yamaha WorldSBK Team	Yamaha YZF R1		1'50.664	1.748	0.023	14	165,159	307,7
20	38 H. SOOMER	EST	ROKIT BMW Motorrad WorldSBK Team	BMW M1000 RR		1'50.709	1.793	0.045	18	165,092	309,5
21	54 B. SOFUOGLU	TUR	Motocorsing WorldSBK Team	Yamaha YZF R1	IND	1'51.776	2.860	1.067	18	163,516	309,5
22	13 M. RATO	ITA	Motocorsing WorldSBK Team	Yamaha YZF R1	IND	1'52.062	3.146	0.286	16	163,099	305,9

Qualifying Lap Time (105% of 1'48.916): **1'54.362**

AIR	Humidity:	34%	Temp:	30°C
TRACK	Condition:	Dry	Temp:	40°C

Records	Pole	[SP]	2025 N.Bulega	1'47.332	170,290	Km/h
	Race	[SPRC]	2024 T.Razgatioglu	1'47.935	169,340	Km/h
	All Times	[SP]	2025 N.Bulega	1'47.332	170,290	Km/h

Start 29/05/2026 10:35 End 11:31 The results are provisional until the end of the time limit for protests and appeals and the completion of the technical checks.

Clerk Of The Course: **Jose Luis Omella**
Publication Time: **11:34**

These data/results cannot be reproduced, stored and/or transmitted in whole or in part by any manner of electronic, mechanical, photocopying, recording, broadcasting or otherwise now known or herein after developed without the previous express consent by the copyright owner, except for reproduction in daily press and regular printed publications on sale to the public within 60 days of the event related to those data/results and always provided that copyright symbol appears together as follows below.

© DORNA WSBK ORGANIZATION Srl 2026

Aragon Round, 29-31 May 2026

Results Free Practice 1st Session

Session Highlights

Local Time	No. Rider	Description
10.35.00		Start of Session
10.39.22	7 I. LECUONA	#7 On Asphalt - Rejoined - Turn 12
10.42.33	19 A. BAUTISTA	#19 Lap Time Cancelled [1'51.690] - Exceeded Track Limits - Turn 13
10.42.34	38 H. SOOMER	#38 On Asphalt - Rejoined - Turn 14
10.42.56		Yellow Flag Out - Turn 12
10.43.00	14 S. LOWES	#14 Crashed - Turn 12
10.43.18	62 S. MANZI	#62 Technical Problem - Rider is slowing down
10.43.55	5 Y. MONTELLA	#5 On Asphalt - Rejoined - Turn 8
10.44.13		Yellow Flag In - Turn 12
10.44.13		Riders Under Yellow Flag at Turn 12: #47 #19 #11 #31 #46 #97 #67 #95 #55 #87 #5 #38 #54 #35
10.44.19	19 A. BAUTISTA	#19 Lap Time Cancelled [1'51.690] - Exceeded Track Limits - Turn 13
10.45.00	14 S. LOWES	#14 Rejoined
10.46.51		Yellow Flag Out - Turn 12
10.46.59	96 J. DIXON	#96 Crashed - Turn 12
10.47.00		Double Yellow Flag Out - Turn 12
10.47.07		Double Yellow Flag In - Turn 12
10.47.10		RED FLAG
10.55.00		Session Restart
11.10.28	35 S. CHANTRA	#35 On Asphalt - Rejoined - Turn 13
11.17.35		WorldSPB FP Pit lane will open at 11:40
11.20.02	34 L. BALDASSARRI	#34 Stopped with Technical Problem - Turn 2
11.20.02		Yellow Flag Out - Turn 2
11.20.08		Yellow Flag In - Turn 2
11.20.12	34 L. BALDASSARRI	#34 Rejoined
11.20.26		Yellow Flag Out - Turn 2
11.20.38	34 L. BALDASSARRI	#34 Stopped with Technical Problem - Turn 3
11.20.57	60 M. VAN DER MARK	#60 Stopped with Technical Problem - Turn 4
11.20.58		Yellow Flag In - Turn 2
11.22.08	34 L. BALDASSARRI	#34 Rejoined
11.22.35	34 L. BALDASSARRI	#34 Stopped with Technical Problem - Turn 3
11.27.27	13 M. RATO	#13 On the Gravel - Rejoined - Turn 7
11.31.10		End of Session

Fastest Laps Sequence

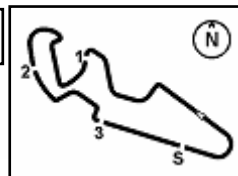
No.	Rider	Nat	Team	Bike	Local Time	Time	Gap	Avg
31	G. GERLOFF	USA	Kawasaki WorldSBK Team	Kawasaki ZX-10RR	10:38'52.609	1'52.536		162,412
5	Y. MONTELLA	ITA	Barni Spark Racing Team	Ducati Panigale V4R	10:39'05.813	1'52.036	-0.500	163,137
97	X. VIERGE	ESP	Pata Maxus Yamaha	Yamaha YZF R1	10:39'06.702	1'51.389	-0.647	164,084
14	S. LOWES	GBR	ELF Marc VDS Racing Team	Ducati Panigale V4R	10:39'48.391	1'51.170	-0.219	164,408
22	A. LOWES	GBR	bimota by Kawasaki Racing Team	bimota KB998 Rimini	10:39'49.528	1'50.464	-0.706	165,458
5	Y. MONTELLA	ITA	Barni Spark Racing Team	Ducati Panigale V4R	10:40'56.247	1'50.434	-0.030	165,503
46	T. BRIDEWELL	GBR	Superbike Advocates	Ducati Panigale V4R	10:40'56.568	1'50.411	-0.023	165,538
67	A. SURRA	ITA	Motocorsa Racing	Ducati Panigale V4R	10:41'00.292	1'50.368	-0.043	165,602
95	T. MACKENZIE	GBR	MGM Optical Express Racing	Ducati Panigale V4R	10:41'00.735	1'50.364	-0.004	165,608
14	S. LOWES	GBR	ELF Marc VDS Racing Team	Ducati Panigale V4R	10:41'37.942	1'49.551	-0.813	166,837
22	A. LOWES	GBR	bimota by Kawasaki Racing Team	bimota KB998 Rimini	10:41'38.970	1'49.442	-0.109	167,004
7	I. LECUONA	ESP	Aruba.it Racing - Ducati	Ducati Panigale V4R	10:45'01.379	1'49.368	-0.074	167,117
11	N. BULEGA	ITA	Aruba.it Racing - Ducati	Ducati Panigale V4R	10:45'42.867	1'49.169	-0.199	167,421
7	I. LECUONA	ESP	Aruba.it Racing - Ducati	Ducati Panigale V4R	10:46'50.537	1'49.158	-0.011	167,438
7	I. LECUONA	ESP	Aruba.it Racing - Ducati	Ducati Panigale V4R	11:02'07.826	1'49.058	-0.100	167,592
7	I. LECUONA	ESP	Aruba.it Racing - Ducati	Ducati Panigale V4R	11:03'56.764	1'48.938	-0.120	167,776
11	N. BULEGA	ITA	Aruba.it Racing - Ducati	Ducati Panigale V4R	11:15'35.137	1'48.916	-0.022	167,810

29/05/2026 Start 10:35 End 11:31 The results are provisional until the end of the time limit for protests and appeals and the completion of the technical checks.

Clerk Of The Course: **Jose Luis Omella**
 Publication Time: **11:34**

These data/results cannot be reproduced, stored and/or transmitted in whole or in part by any manner of electronic, mechanical, photocopying, recording, broadcasting or otherwise now known or herein after developed without the previous express consent by the copyright owner, except for reproduction in daily press and regular printed publications on sale to the public within 60 days of the event related to those data/results and always provided that copyright symbol appears together as follows below.

© DORNA WSBK ORGANIZATION Srl 2026



Aragon Round, 29-31 May 2026

Best Sectors & Speed Free Practice 1st Session

MotorLand Aragon 5.077 m

BEST LAP

1	11 N. BULEGA	Ducati Panigale V4R	1'48.916
2	7 I. LECUONA	Ducati Panigale V4R	1'48.938
3	22 A. LOWES	bimota KB998 Rimini	1'49.442
4	47 A. BASSANI	bimota KB998 Rimini	1'49.495
5	14 S. LOWES	Ducati Panigale V4R	1'49.551
6	5 Y. MONTELLA	Ducati Panigale V4R	1'49.609
7	34 L. BALDASSARRI	Ducati Panigale V4R	1'49.695
8	95 T. MACKENZIE	Ducati Panigale V4R	1'49.769
9	46 T. BRIDEWELL	Ducati Panigale V4R	1'49.782
10	67 A. SURRA	Ducati Panigale V4R	1'49.786
11	19 A. BAUTISTA	Ducati Panigale V4R	1'49.916
12	31 G. GERLOFF	Kawasaki ZX-10RR	1'50.077
13	97 X. VIERGE	Yamaha YZF R1	1'50.096
14	35 S. CHANTRA	Honda CBR1000RR-R SP	1'50.355
15	55 A. LOCATELLI	Yamaha YZF R1	1'50.398
16	87 R. GARDNER	Yamaha YZF R1	1'50.400
17	96 J. DIXON	Honda CBR1000RR-R SP	1'50.486
18	60 M. VAN DER MARK	BMW M 1000 RR	1'50.641
19	62 S. MANZI	Yamaha YZF R1	1'50.664
20	38 H. SOOMER	BMW M 1000 RR	1'50.709
21	54 B. SOFUOGLU	Yamaha YZF R1	1'51.776
22	13 M. RATO	Yamaha YZF R1	1'52.062

SPEED

1	7 I. LECUONA	Ducati Panigale V4R	314,0
2	35 S. CHANTRA	Honda CBR1000RR-R SP	314,0
3	46 T. BRIDEWELL	Ducati Panigale V4R	313,0
4	5 Y. MONTELLA	Ducati Panigale V4R	313,0
5	19 A. BAUTISTA	Ducati Panigale V4R	313,0
6	97 X. VIERGE	Yamaha YZF R1	312,1
7	11 N. BULEGA	Ducati Panigale V4R	312,1
8	47 A. BASSANI	bimota KB998 Rimini	311,2
9	55 A. LOCATELLI	Yamaha YZF R1	311,2
10	60 M. VAN DER MARK	BMW M 1000 RR	311,2
11	34 L. BALDASSARRI	Ducati Panigale V4R	310,3
12	87 R. GARDNER	Yamaha YZF R1	310,3
13	95 T. MACKENZIE	Ducati Panigale V4R	310,3
14	14 S. LOWES	Ducati Panigale V4R	309,5
15	22 A. LOWES	bimota KB998 Rimini	309,5
16	96 J. DIXON	Honda CBR1000RR-R SP	309,5
17	38 H. SOOMER	BMW M 1000 RR	309,5
18	67 A. SURRA	Ducati Panigale V4R	309,5
19	54 B. SOFUOGLU	Yamaha YZF R1	309,5
20	31 G. GERLOFF	Kawasaki ZX-10RR	308,6
21	62 S. MANZI	Yamaha YZF R1	307,7
22	13 M. RATO	Yamaha YZF R1	305,9

SEG. 1

1	7 I. LECUONA	31.166
2	11 N. BULEGA	31.253
3	14 S. LOWES	31.272
4	5 Y. MONTELLA	31.277
5	47 A. BASSANI	31.322
6	22 A. LOWES	31.329
7	46 T. BRIDEWELL	31.350
8	34 L. BALDASSARRI	31.362
9	19 A. BAUTISTA	31.414
10	67 A. SURRA	31.462
11	95 T. MACKENZIE	31.469
12	31 G. GERLOFF	31.483
13	55 A. LOCATELLI	31.531
14	97 X. VIERGE	31.569
15	87 R. GARDNER	31.571
16	60 M. VAN DER MARK	31.581
17	62 S. MANZI	31.602
18	96 J. DIXON	31.615
19	35 S. CHANTRA	31.659
20	38 H. SOOMER	31.694
21	54 B. SOFUOGLU	31.852
22	13 M. RATO	32.070

SEG. 2

1	11 N. BULEGA	30.549
2	7 I. LECUONA	30.703
3	47 A. BASSANI	30.808
4	14 S. LOWES	30.862
5	67 A. SURRA	30.865
6	22 A. LOWES	30.917
7	34 L. BALDASSARRI	30.929
8	95 T. MACKENZIE	30.938
9	46 T. BRIDEWELL	30.965
10	31 G. GERLOFF	30.977
11	5 Y. MONTELLA	31.014
12	97 X. VIERGE	31.017
13	19 A. BAUTISTA	31.025
14	96 J. DIXON	31.062
15	60 M. VAN DER MARK	31.106
16	38 H. SOOMER	31.114
17	62 S. MANZI	31.115
18	55 A. LOCATELLI	31.143
19	87 R. GARDNER	31.167
20	35 S. CHANTRA	31.180
21	54 B. SOFUOGLU	31.475
22	13 M. RATO	31.507

SEG. 3

1	7 I. LECUONA	20.951
2	22 A. LOWES	21.026
3	11 N. BULEGA	21.040
4	19 A. BAUTISTA	21.176
5	67 A. SURRA	21.184
6	5 Y. MONTELLA	21.194
7	95 T. MACKENZIE	21.196
8	31 G. GERLOFF	21.198
9	87 R. GARDNER	21.218
10	47 A. BASSANI	21.227
11	34 L. BALDASSARRI	21.229
12	96 J. DIXON	21.234
13	35 S. CHANTRA	21.266
14	38 H. SOOMER	21.314
15	14 S. LOWES	21.322
16	46 T. BRIDEWELL	21.329
17	62 S. MANZI	21.336
18	97 X. VIERGE	21.371
19	55 A. LOCATELLI	21.374
20	60 M. VAN DER MARK	21.420
21	54 B. SOFUOGLU	21.656
22	13 M. RATO	21.676

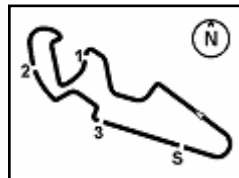
SEG. 4

1	11 N. BULEGA	25.884
2	34 L. BALDASSARRI	25.885
3	7 I. LECUONA	25.917
4	14 S. LOWES	25.931
5	95 T. MACKENZIE	25.979
6	5 Y. MONTELLA	25.986
7	47 A. BASSANI	26.013
8	46 T. BRIDEWELL	26.034
9	35 S. CHANTRA	26.068
10	67 A. SURRA	26.079
11	19 A. BAUTISTA	26.091
12	22 A. LOWES	26.120
13	97 X. VIERGE	26.139
14	55 A. LOCATELLI	26.151
15	31 G. GERLOFF	26.243
16	60 M. VAN DER MARK	26.329
17	38 H. SOOMER	26.343
18	96 J. DIXON	26.352
19	62 S. MANZI	26.360
20	87 R. GARDNER	26.370
21	54 B. SOFUOGLU	26.542
22	13 M. RATO	26.561

29/05/2026

These data/results cannot be reproduced, stored and/or transmitted in whole or in part by any manner of electronic, mechanical, photocopying, recording, broadcasting or otherwise now known or herein after developed without the previous express consent by the copyright owner, except for reproduction in daily press and regular printed publications on sale to the public within 60 days of the event related to those data/results and always provided that copyright symbol appears together as follows below.

© DORNA WSBK ORGANIZATION Srl 2026



MotorLand Aragon 5.077 m

Aragon Round, 29–31 May 2026

Ideal Times Free Practice 1st Session

No.	Rider	Nat	Bike	Seg. 1	Seg. 2	Seg. 3	Seg. 4	Ideal Time		
				Diff. 1	Diff. 2	Diff. 3	Diff. 4	Best Lap	Pos.	Diff.
1	11 N. BULEGA	ITA	Ducati Panigale V4R	31.253 +0.036	30.549 +0.095	21.040	25.884 +0.059	1'48.726 1'48.916	1	0.190
2	7 I. LECUONA	ESP	Ducati Panigale V4R	31.166 +0.038	30.703 +0.057	20.951	25.917 +0.106	1'48.737 1'48.938	2	0.201
3	47 A. BASSANI	ITA	bimota KB998 Rimini	31.322 +0.060	30.808	21.227 +0.017	26.013 +0.048	1'49.370 1'49.495	4	0.125
4	14 S. LOWES	GBR	Ducati Panigale V4R	31.272 +0.081	30.862 +0.083	21.322	25.931	1'49.387 1'49.551	5	0.164
5	22 A. LOWES	GBR	bimota KB998 Rimini	31.329	30.917 +0.029	21.026	26.120 +0.021	1'49.392 1'49.442	3	0.050
6	34 L. BALDASSARRI	ITA	Ducati Panigale V4R	31.362 +0.048	30.929 +0.242	21.229	25.885	1'49.405 1'49.695	7	0.290
7	5 Y. MONTELLA	ITA	Ducati Panigale V4R	31.277 +0.050	31.014	21.194 +0.051	25.986 +0.037	1'49.471 1'49.609	6	0.138
8	95 T. MACKENZIE	GBR	Ducati Panigale V4R	31.469 +0.122	30.938	21.196 +0.044	25.979 +0.021	1'49.582 1'49.769	8	0.187
9	67 A. SURRA	ITA	Ducati Panigale V4R	31.462 +0.019	30.865	21.184 +0.003	26.079 +0.174	1'49.590 1'49.786	10	0.196
10	46 T. BRIDEWELL	GBR	Ducati Panigale V4R	31.350 +0.090	30.965	21.329 +0.014	26.034	1'49.678 1'49.782	9	0.104
11	19 A. BAUTISTA	ESP	Ducati Panigale V4R	31.414	31.025	21.176 +0.122	26.091 +0.088	1'49.706 1'49.916	11	0.210
12	31 G. GERLOFF	USA	Kawasaki ZX-10RR	31.483 +0.086	30.977	21.198	26.243 +0.090	1'49.901 1'50.077	12	0.176
13	97 X. VIERGE	ESP	Yamaha YZF R1	31.569	31.017	21.371	26.139	1'50.096 1'50.096	13	
14	35 S. CHANTRA	THA	Honda CBR1000RR-R SP	31.659	31.180 +0.031	21.266 +0.151	26.068	1'50.173 1'50.355	14	0.182
15	55 A. LOCATELLI	ITA	Yamaha YZF R1	31.531 +0.150	31.143 +0.049	21.374	26.151	1'50.199 1'50.398	15	0.199
16	96 J. DIXON	GBR	Honda CBR1000RR-R SP	31.615	31.062 +0.223	21.234	26.352	1'50.263 1'50.486	17	0.223
17	87 R. GARDNER	AUS	Yamaha YZF R1	31.571	31.167 +0.034	21.218 +0.002	26.370 +0.038	1'50.326 1'50.400	16	0.074
18	62 S. MANZI	ITA	Yamaha YZF R1	31.602 +0.139	31.115	21.336 +0.038	26.360 +0.074	1'50.413 1'50.664	19	0.251
19	60 M. VAN DER MARK	NED	BMW M1000 RR	31.581 +0.148	31.106 +0.057	21.420	26.329	1'50.436 1'50.641	18	0.205
20	38 H. SOOMER	EST	BMW M1000 RR	31.694	31.114 +0.078	21.314 +0.166	26.343	1'50.465 1'50.709	20	0.244
21	54 B. SOFUOGLU	TUR	Yamaha YZF R1	31.852 +0.078	31.475 +0.028	21.656	26.542 +0.145	1'51.525 1'51.776	21	0.251
22	13 M. RATO	ITA	Yamaha YZF R1	32.070 +0.248	31.507	21.676	26.561	1'51.814 1'52.062	22	0.248
Overall Ideal Time				31.166	30.549	20.951	25.884	1'48.550		

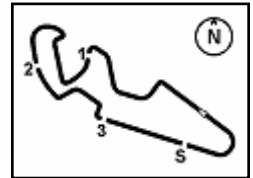
29/05/2026

These data/results cannot be reproduced, stored and/or transmitted in whole or in part by any manner of electronic, mechanical, photocopying, recording, broadcasting or otherwise now known or herein after developed without the previous express consent by the copyright owner, except for reproduction in daily press and regular printed publications on sale to the public within 60 days of the event related to those data/results and always provided that copyright symbol appears together as follows below.

© DORNA WSBK ORGANIZATION Srl 2026

FICR PERUGIA TIMING





Aragon Round, 29-31 May 2026

Chronological Analysis Free Practice 1st Session

1° 11 N. BULEGA [1'48.916]							
Lap	Seg1	Seg2	Seg3	Seg4	Lap Time	km/h	Local Time
1	33.983	33.064	22.096	26.276	1'52.762	306,8	10:38'21.439
2	31.460	31.246	21.440	26.093	1'49.575	310,3	10:40'14.201
3	31.418	30.699	21.379	26.037	1'49.922C	311,2	10:43'53.698
4	31.383	30.671	21.099	26.016	1'49.169		10:45'42.867
5	31.611	30.831	21.297	35.379	1'59.118CP	290,3	10:47'41.985
6	10'03.649	31.693	21.544	26.102	11'22.988P	306,8	10:59'04.973
7	31.461	32.784	21.469	26.050	1'51.764	309,5	11:00'56.737
8	31.336	30.813	21.142	26.154	1'49.445	310,3	11:02'46.182
9	31.272	30.549	21.494	25.884	1'49.199	310,3	11:04'35.381
10	31.326	30.617	21.128	26.144	1'49.215	312,1	11:06'24.596
11	31.406	30.977	21.097	26.064	1'49.544	311,2	11:08'14.140
12	31.410	31.813	23.723	26.740	1'53.686	301,7	11:10'07.826
13	31.326	30.894	21.074	25.996	1'49.290	310,3	11:11'57.116
14	31.368	30.697	21.104	25.936	1'49.105	309,5	11:13'46.221
15	31.289	30.644	21.040	25.943	1'48.916	307,7	11:15'35.137
16	31.388	31.296	22.111	34.326	1'59.121P	301,7	11:17'34.258
17	4'31.234	31.696	21.557	26.415	5'50.902P	306,8	11:23'25.160
18	31.296	30.817	21.113	25.976	1'49.202	309,5	11:25'14.362
19	31.253	30.637	21.079	25.994	1'48.963	312,1	11:27'03.325
20	33.366	32.704	22.018	26.513	1'54.601	306,8	11:28'57.926

2° 7 I. LECUONA [1'48.938]							
Lap	Seg1	Seg2	Seg3	Seg4	Lap Time	km/h	Local Time
1	32.592	32.547	22.093	26.601	1'56.870	309,5	10:37'35.016
2	31.761	31.370	21.558	26.323	1'50.450	310,3	10:39'31.886
3	31.596	31.127	21.558	26.004	1'50.545	311,2	10:41'22.336
4	31.326	30.937	21.146	25.996	1'49.675	312,1	10:43'12.011
5	31.326	30.927	21.165	25.950	1'49.368	312,1	10:45'01.379
6	31.166	30.855	21.171	25.966	1'49.158	313,0	10:46'50.537
7	33.360	33.891	24.536	33.808	2'05.595CP	274,8	10:48'56.132
8	10'03.867	31.395	21.326	26.048	11'22.636P	310,3	11:00'18.768
9	31.349	30.741	21.029	25.939	1'49.058	312,1	11:02'07.826
10	31.204	30.760	20.951	26.023	1'48.938	311,2	11:03'56.764
11	31.308	31.463	21.233	26.094	1'50.098	310,3	11:05'46.862
12	31.478	30.869	21.086	32.135	1'55.568P	312,1	11:07'42.430
13	9'20.900	31.206	21.148	26.062	10'39.316P	308,6	11:18'21.746
14	31.421	30.813	21.007	25.917	1'49.158	312,1	11:20'10.904
15	31.443	31.793	21.207	25.987	1'50.430	314,0	11:22'01.334
16	31.395	30.703	21.055	25.958	1'49.111	314,0	11:23'50.445
17	31.272	30.762	23.640	25.975	1'51.649	313,0	11:25'42.094
18	31.411	30.811	21.153	26.101	1'49.476	311,2	11:27'31.570
19	31.503	30.803	21.080	26.066	1'49.452	310,3	11:29'21.022

3° 22 A. LOWES [1'49.442]							
Lap	Seg1	Seg2	Seg3	Seg4	Lap Time	km/h	Local Time
1	31.744	34.157	24.211	26.594	1'50.464	305,1	10:37'59.064
2	31.329	31.241	21.339	26.140	1'50.464	305,1	10:39'49.528
3	31.568	30.946	21.026	26.141	1'49.442	309,5	10:41'38.970
4	31.756	31.027	21.429	26.714	1'50.738	304,2	10:43'29.708
5	31.546	31.092	21.291	26.447	1'50.586	305,9	10:45'20.294
6	31.546	30.944	21.262	26.248	1'50.000C	305,1	10:47'10.294
7	37.860	33.559	24.477	33.543	2'09.439CP	304,2	10:49'19.733
8	13'24.788	31.551	21.413	26.441	14'44.193P	305,1	11:04'03.926
9	31.669	31.130	21.388	26.224	1'50.411	305,9	11:05'54.337
10	31.586	30.947	21.388	26.221	1'50.142	307,7	11:07'44.479
11	31.405	30.928	21.235	26.280	1'49.848	306,8	11:09'34.327
12	31.666	31.023	21.221	26.237	1'50.147	306,8	11:11'24.474
13	33.705	31.907	21.740	33.283	2'00.635P	305,9	11:13'25.109
14	9'26.359	31.345	21.383	26.238	10'45.325P	305,9	11:24'10.434
15	31.556	30.950	21.256	26.270	1'50.032	306,8	11:26'00.466
16	31.559	31.034	21.337	26.233	1'50.163	306,8	11:27'50.629

4° 47 A. BASSANI [1'49.495]							
Lap	Seg1	Seg2	Seg3	Seg4	Lap Time	km/h	Local Time
1	31.907	33.053	21.970	26.323	1'51.226	304,2	10:40'03.457
2	31.683	31.308	21.901	26.110	1'50.225	305,1	10:41'53.682
3	35.207	31.068	21.227	26.247	1'50.225	305,1	10:41'53.682
4	31.439	31.595	21.887	26.118	1'54.807C	305,1	10:43'48.489
5	31.322	30.910	21.286	26.013	1'49.648	306,8	10:45'28.137
6	15'40.289	30.837	25.529	37.189	2'04.877CP	285,0	10:47'43.014
7	31.369	30.948	21.359	26.041	1'49.717	306,8	11:06'36.371
8	31.382	30.808	21.244	26.061	1'49.495	306,8	11:08'25.866
9	31.581	31.241	21.315	26.128	1'50.265	309,5	11:10'16.131
10	31.642	30.938	21.286	26.079	1'49.945	306,8	11:12'06.076
11	38.499	32.617	22.172	32.165	2'05.453P	305,1	11:14'11.529
12	8'54.386	31.839	23.090	26.343	10'15.658P	311,2	11:24'27.187
13	31.499	30.957	21.260	26.155	1'49.871	311,2	11:26'17.058
14	31.534	31.126	21.431	26.296	1'50.387	305,1	11:28'07.445

5° 14 S. LOWES [1'49.551]							
Lap	Seg1	Seg2	Seg3	Seg4	Lap Time	km/h	Local Time
1	32.033	34.485	22.725	26.611	1'51.170	306,8	10:39'48.391
2	31.353	30.945	21.322	25.931	1'49.551	309,5	10:41'37.942
3	31.272	30.862	21.692	39.399	3'58.455P	204,9	10:45'36.397

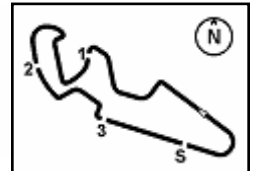
6° 5 Y. MONTELLA [1'49.609]							
Lap	Seg1	Seg2	Seg3	Seg4	Lap Time	km/h	Local Time
1	32.061	33.039	22.284	26.589	1'52.036	307,7	10:37'13.777
2	31.694	31.953	21.596	26.426	1'50.434	308,6	10:39'05.813
3	31.374	31.130	21.322	26.288	1'50.434	308,6	10:40'56.247
4	31.374	31.128	21.251	26.142	1'49.895	308,6	10:42'46.142
5	31.515	40.310	23.449	26.241	2'01.515C	311,2	10:44'47.657
6	31.392	31.041	25.396	33.434	2'01.263P	311,2	10:46'48.920
7	12'43.365	31.562	21.664	26.266	14'02.857P	310,3	11:00'51.777
8	31.650	31.296	21.205	26.263	1'50.414	310,3	11:02'42.191
9	31.381	31.147	21.215	26.163	1'49.906	311,2	11:04'32.097
10	31.384	31.043	21.235	32.042	1'55.704P	313,0	11:06'27.801
11	9'19.585	31.567	21.476	26.325	10'38.953P	305,9	11:17'06.754
12	31.560	31.110	21.310	26.047	1'50.027	308,6	11:18'56.781
13	31.277	31.176	21.205	26.036	1'49.694	309,5	11:20'46.475
14	31.857	31.169	21.194	25.986	1'50.206	313,0	11:22'36.681
15	31.327	31.014	21.245	26.023	1'49.609	310,3	11:24'26.290
16	31.605	31.266	21.414	26.303	1'50.588	310,3	11:26'16.878
17	31.423	31.274	24.149	26.794	1'53.640	310,3	11:28'10.518

7° 34 L. BALDASSARRI [1'49.695]							
Lap	Seg1	Seg2	Seg3	Seg4	Lap Time	km/h	Local Time
1	32.721	35.696	24.662	27.833	1'54.003	305,1	10:37'50.323
2	32.246	32.773	22.197	26.312	1'50.003	305,1	10:39'44.326
3	31.758	31.425	21.786	26.080	1'51.537	305,9	10:41'35.863
4	31.758	31.122	21.651	26.069	1'50.600	305,9	10:43'26.463
5	32.578	32.133	25.120	26.303	1'56.134	306,8	10:45'22.597
6	31.405	30.929	21.537	26.094	1'49.965C	308,6	10:47'12.562
7	36.328	34.442	25.627	34.388	2'10.785CP	273,4	10:49'23.347
8	7'52.101	33.479	23.079	27.041	9'15.700P	300,8	10:58'39.047
9	31.687	31.329	21.745	26.091	1'50.852	308,6	11:00'29.899
10	31.362	30.941	21.438	26.120	1'49.861	309,5	11:02'19.760
11	31.410	31.171	21.229	25.885	1'49.695	309,5	11:04'09.455
12	31.536	31.001	21.442	25.895	1'49.874	310,3	11:05'59.329
13	31.435	30.956	21.462	25.986	1'49.839	309,5	11:07'49.168
14	36.588	33.021	22.691	32.466	2'04.766P	305,1	11:09'53.934

29/05/2026 P = Pits In/Out - C = Lap Time Cancelled

These data/results cannot be reproduced, stored and/or transmitted in whole or in part by any manner of electronic, mechanical, photocopying, recording, broadcasting or otherwise now known or herein after developed without the previous express consent by the copyright owner, except for reproduction in daily press and regular printed publications on sale to the public within 60 days of the event related to those data/results and always provided that copyright symbol appears together as follows below.

© DORNA WSBK ORGANIZATION Srl 2026



Aragon Round, 29-31 May 2026

Chronological Analysis Free Practice 1st Session

14

8° 95 T. MACKENZIE [1'49.769]							
Lap	Seg.1	Seg.2	Seg.3	Seg.4	Lap Time	km/h	Local Time
1	32.399	31.427	21.495	26.526	1'51.847	310,3	10:37'18.524
2	31.690	31.032	21.563	26.079	1'50.364	307,7	10:41'00.735
3	31.591	30.938	21.240	26.000	1'49.769	308,6	10:42'50.504
4	31.496	31.085	21.351	26.151	1'50.083C	307,7	10:44'40.587
5	31.819	31.309	21.239	26.217	1'50.584	304,2	10:46'31.171
6	37.831	35.118	24.729	34.092	2'11.770CP	294,3	10:48'42.941
7	10'22.646	32.212	21.929	26.478	1'143.265P	304,2	11:00'26.206
8	31.954	31.137	21.431	26.140	1'50.662	309,5	11:02'16.868
9	31.818	31.194	21.312	26.207	1'50.531	307,7	11:04'07.399
10	31.469	31.119	21.350	26.203	1'50.141	307,7	11:05'57.540
11	31.543	31.081	21.196	26.070	1'49.890	309,5	11:07'47.430
12	35.731	33.161	22.567	32.820	2'04.279P	300,0	11:09'51.709
13	9'50.316	31.536	21.614	26.239	1'109.705P	306,8	11:21'01.414
14	31.489	31.158	21.232	25.979	1'49.858	310,3	11:22'51.272
15	31.581	31.046	21.310	26.055	1'49.992	310,3	11:24'41.264
16	36.748	31.443	21.704	26.223	1'56.118	309,5	11:26'37.382
17	31.604	31.157	21.302	26.114	1'50.177	310,3	11:28'27.559

9° 46 T. BRIDEWELL [1'49.782]							
Lap	Seg.1	Seg.2	Seg.3	Seg.4	Lap Time	km/h	Local Time
1	33.119	33.716	22.947	27.176	305,9	10:37'13.231	
2	31.771	31.930	21.622	26.255	1'52.926	310,3	10:39'06.157
3	31.440	30.965	21.343	26.034	1'49.782	313,0	10:42'46.350
4	31.817	31.357	22.094	29.697	1'54.965C	244,3	10:44'41.315
5	31.674	31.077	21.510	26.127	1'50.388	311,2	10:46'31.703
6	32.496	34.025	24.438	34.806	2'05.765CP	247,1	10:48'37.468
7	13'57.906	32.984	23.452	26.264	1'520.606P	308,6	11:03'58.074
8	31.746	31.229	21.504	26.149	1'50.628	310,3	11:05'48.702
9	31.543	30.996	21.330	26.102	1'49.971	311,2	11:07'38.673
10	31.576	31.720	21.920	32.861	1'58.077P	276,2	11:09'36.750
11	10'09.966	31.507	21.508	26.258	1'129.239P	310,3	11:21'05.989
12	31.350	31.072	21.335	26.064	1'49.821	312,1	11:22'55.810
13	31.432	30.978	21.329	26.212	1'49.951	310,3	11:24'45.761
14	31.707	31.442	21.515	26.300	1'50.964	310,3	11:26'36.725
15	31.561	31.064	21.338	26.280	1'50.243	309,5	11:28'26.968

10° 67 A. SURRA [1'49.786]							
Lap	Seg.1	Seg.2	Seg.3	Seg.4	Lap Time	km/h	Local Time
1	32.179	31.376	21.184	26.675	1'51.414	305,9	10:37'18.510
2	31.749	31.000	21.286	26.333	1'50.368	308,6	10:41'00.292
3	31.481	30.865	21.187	26.253	1'49.786	308,6	10:42'50.078
4	31.462	30.910	21.169	26.142	1'49.683C	308,6	10:44'39.761
5	34.718	32.183	21.541	26.169	1'54.611	307,7	10:46'34.372
6	31.741	34.503	24.799	32.861	2'03.904CP	305,1	10:48'38.276
7	9'39.614	31.836	22.099	26.381	1'059.930P	305,1	10:59'38.206
8	31.741	30.942	21.367	26.268	1'50.318	307,7	11:01'28.524
9	31.613	31.408	21.376	26.283	1'50.680	305,9	11:03'19.204
10	31.628	31.086	21.316	26.348	1'50.378	306,8	11:05'09.582
11	31.799	31.011	23.243	33.467	1'59.520P	305,9	11:07'09.102
12	8'50.697	31.271	21.400	26.373	1'009.741P	302,5	11:17'18.843
13	31.702	31.012	21.354	26.183	1'50.251	305,9	11:19'09.094
14	31.569	30.982	21.345	26.079	1'49.975	307,7	11:20'59.069
15	31.496	34.880	21.717	32.281	2'00.374P	309,5	11:22'59.443
16	2'40.516	31.954	21.566	26.341	4'00.377P	305,9	11:26'59.820
17	31.638	30.970	21.387	26.201	1'50.196	307,7	11:28'50.016

11° 19 A. BAUTISTA [1'49.916]							
Lap	Seg.1	Seg.2	Seg.3	Seg.4	Lap Time	km/h	Local Time
1	32.932	32.087	23.136	27.193	1'53.749	308,6	10:40'08.132
2	32.152	31.480	21.623	26.435	1'51.690C	309,5	10:41'59.822
3	31.877	31.627	21.821	26.367	1'51.692C	310,3	10:43'51.514
4	31.670	31.231	21.648	26.369	1'50.918	309,5	10:45'42.432
5	31.946	31.550	22.331	35.525	2'01.352CP	293,5	10:47'43.784
6	10'52.373	32.225	22.047	26.491	12'13.136P	306,8	10:59'56.920
7	31.847	31.149	21.366	26.215	1'50.577	311,2	11:01'47.497
8	31.414	31.025	21.298	26.179	1'49.916	309,5	11:03'37.413
9	31.544	31.098	21.190	26.308	1'50.140	310,3	11:05'27.553
10	31.563	31.106	21.268	26.175	1'50.112	312,1	11:07'17.665
11	31.587	31.088	21.176	26.091	1'49.942	311,2	11:09'07.607
12	31.833	32.203	21.992	32.571	1'58.599P	310,3	11:11'06.206
13	10'47.654	31.786	21.650	27.515	12'08.605P	310,3	11:23'14.811
14	32.595	31.841	21.515	26.188	1'52.139	310,3	11:25'06.950
15	31.771	31.203	21.464	26.155	1'50.593	311,2	11:26'57.543
16	31.728	31.151	21.507	26.115	1'50.501	313,0	11:28'48.044

12° 31 G. GERLOFF [1'50.077]							
Lap	Seg.1	Seg.2	Seg.3	Seg.4	Lap Time	km/h	Local Time
1		32.666	22.139	26.878	304,2	10:37'00.073	
2	32.789	31.314	21.825	26.608	1'52.536	305,1	10:38'52.609
3	31.941	31.132	21.346	26.328	1'50.747	305,9	10:40'43.356
4	31.533	31.053	22.310	26.407	1'51.303	305,9	10:42'34.659
5	31.562	31.147	21.470	26.330	1'50.509	304,2	10:46'16.912
6	31.719	32.177	24.857	34.048	2'02.801CP	297,5	10:48'19.713
7	11'22.822	31.830	21.777	26.483	12'42.912P	304,2	11:01'02.625
8	31.716	31.100	21.430	26.719	1'50.965	305,1	11:02'53.590
9	31.499	31.193	21.609	26.433	1'50.734	304,2	11:04'44.324
10	31.650	31.209	26.641	31.948	2'01.448P	308,6	11:06'45.772
11	9'53.350	31.464	21.943	26.511	11'13.268P	303,4	11:17'59.040
12	31.850	31.150	21.371	26.357	1'50.728	304,2	11:19'49.768
13	31.543	31.029	21.320	26.243	1'50.135	305,9	11:21'39.903
14	31.525	31.257	21.397	26.266	1'50.445	308,6	11:23'30.348
15	31.483	31.046	21.359	26.440	1'50.328	305,9	11:25'20.676
16	31.584	31.232	21.238	26.325	1'50.379	306,8	11:27'11.055
17	31.569	30.977	21.198	26.333	1'50.077	307,7	11:29'01.132

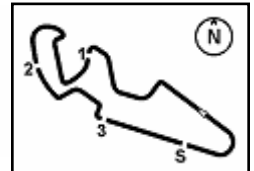
13° 97 X. VIERGE [1'50.096]							
Lap	Seg.1	Seg.2	Seg.3	Seg.4	Lap Time	km/h	Local Time
1		32.546	22.517	26.431	307,7	10:37'15.313	
2	32.094	31.380	21.676	26.239	1'51.389	309,5	10:39'06.702
3	31.856	31.279	21.384	26.197	1'50.716	310,3	10:40'57.418
4	31.569	31.017	21.371	26.139	1'50.096	309,5	10:42'47.514
5	31.678	31.320	21.782	32.545	1'57.325CP	304,2	10:44'44.839
6	12'51.032	31.650	22.104	26.348	14'11.134P	303,4	10:58'55.973
7	31.756	31.039	21.457	26.268	1'50.520	306,8	11:00'46.493
8	31.682	31.048	21.446	26.292	1'50.468	307,7	11:02'36.961
9	31.705	31.162	21.428	27.884	1'52.179	266,0	11:04'29.140
10	31.667	31.207	21.459	26.148	1'50.481	312,1	11:06'19.621
11	31.838	31.286	21.481	32.153	1'56.758P	312,1	11:08'16.379
12	10'22.655	32.000	21.561	26.452	11'42.668P	303,4	11:19'59.047
13	31.620	31.131	21.457	26.226	1'50.434	308,6	11:21'49.481
14	31.574	31.143	21.456	26.257	1'50.430	308,6	11:23'39.911
15	31.629	31.175	21.390	26.311	1'50.505		11:25'30.416
16	38.001	33.164	21.801	29.947	2'02.913	259,0	11:27'33.329
17	32.120	31.538	21.846	26.531	1'52.035	306,8	11:29'25.364

14° 35 S. CHANTRA [1'50.355]							
Lap	Seg.1	Seg.2	Seg.3	Seg.4	Lap Time	km/h	Local Time

29/05/2026 P = Pits In/Out - C = Lap Time Cancelled

These data/results cannot be reproduced, stored and/or transmitted in whole or in part by any manner of electronic, mechanical, photocopying, recording, broadcasting or otherwise now known or herein after developed without the previous express consent by the copyright owner, except for reproduction in daily press and regular printed publications on sale to the public within 60 days of the event related to those data/results and always provided that copyright symbol appears together as follows below.

© DORNA WSBK ORGANIZATION Srl 2026



Aragon Round, 29-31 May 2026
Chronological Analysis Free Practice 1st Session

	33.410	22.950	26.760	307,7	10:37'30.703		
1	32.566	31.668	21.864	26.518	1'52.616	309,5	10:39'23.319
2	32.123	31.351	21.266	26.294	1'51.034	311,2	10:41'14.353
3	31.828	31.327	21.369	26.236	1'50.760	311,2	10:43'05.113
4	31.933	32.329	22.685	26.536	1'53.483C	310,3	10:44'58.596
5	32.069	31.466	21.572	26.342	1'51.449	311,2	10:46'50.045
6	33.646	33.860	24.497	35.146	2'07.149CP	277,6	10:48'57.194
7	9'13.943	38.727	22.884	26.766	10'42.320P	305,1	10:59'39.514
8	32.165	31.447	21.610	26.444	1'51.666	309,5	11:01'31.180
9	31.946	31.319	21.473	26.393	1'51.131	310,3	11:03'22.311
10	32.076	31.406	21.459	26.305	1'51.246	311,2	11:05'13.557
11	31.659	31.211	21.417	26.068	1'50.355	314,0	11:07'03.912
12	34.723	31.912	21.904	26.328	1'54.867	307,7	11:08'58.779
13	31.681	31.180	33.352	26.520	2'02.733	311,2	11:11'01.512
14	31.783	31.414	21.540	26.315	1'51.052	309,5	11:12'52.564
15	31.891	31.284	21.699	26.285	1'51.159	309,5	11:14'43.723
16	31.791	31.325	21.518	26.319	1'50.953	308,6	11:16'34.676
17	32.918	33.988	22.909	34.095	2'03.910P	305,1	11:18'38.586
18	7'02.717	32.146	21.933	26.676	8'23.472P	303,4	11:27'02.058
19	31.875	31.414	21.475	26.421	1'51.185	310,3	11:28'53.243

17°		96 J. DIXON [1'50.486]					
Lap	Seg1	Seg2	Seg3	Seg4	Lap Time	km/h	Local Time
1	32.417	31.475	24.668	29.470	1'52.073	305,1	10:39'49.844
2	31.615	31.285	21.234	26.352	1'50.486	309,5	10:41'40.330
3	37.647	32.896	22.710	26.986	2'00.239	304,2	10:43'40.569
4	31.852	31.062	21.921	28.037	1'52.872	306,8	10:45'33.441
5	31.737	31.245					

18°		60 M. VAN DER MARK [1'50.641]					
Lap	Seg1	Seg2	Seg3	Seg4	Lap Time	km/h	Local Time
1	32.516	33.874	22.929	27.405	2'13.019	305,1	10:37'12.844
2	32.035	31.351	23.676	33.771	2'00.833P	267,3	10:41'26.696
3	14'50.281	33.426	22.118	26.601	16'12.426P	306,8	10:57'39.122
4	32.155	31.344	21.689	26.557	1'51.745	306,8	10:59'30.867
5	31.692	31.119	21.790	26.428	1'51.029	308,6	11:01'21.896
6	31.581	31.106	21.557	26.488	1'50.732	308,6	11:03'12.628
7	31.671	31.338	21.650	26.418	1'51.077	307,7	11:05'03.705
8	31.729	31.163	21.420	26.329	1'50.641	311,2	11:06'54.346
9	37.899	32.548	22.111	32.432	2'04.990P	305,1	11:08'59.336
10	9'45.557	31.528	21.837	26.374	11'05.296P	305,9	11:20'04.632
11							

15°		55 A. LOCATELLI [1'50.398]					
Lap	Seg1	Seg2	Seg3	Seg4	Lap Time	km/h	Local Time
1	32.158	32.953	22.501	26.746	305,1	10:37'17.890	
2	32.023	31.625	21.704	26.873	1'52.360	307,7	10:39'10.250
3	31.592	31.342	21.502	26.253	1'51.120	309,5	10:41'01.370
4	31.704	31.305	21.492	26.236	1'50.625	310,3	10:42'51.995
5	31.584	31.144	22.072	26.349	1'51.269C	307,7	10:44'43.264
6	31.531	31.192	21.460	26.214	1'50.450	308,6	10:46'33.714
7	11'04.275	34.730	25.171	33.771	2'05.203CP	302,5	10:48'38.917
8	31.807	31.961	21.736	26.296	12'24.268P	309,5	11:01'03.185
9	31.807	31.143	21.474	26.285	1'50.709	311,2	11:02'53.894
10	32.158	31.702	21.951	27.858	1'53.669	297,5	11:04'47.563
11	31.681	31.192	21.374	26.151	1'50.398	310,3	11:06'37.961
12	31.638	31.174	21.478	26.298	1'50.588	308,6	11:08'28.549
13	32.232	32.243	21.727	26.270	1'52.472	308,6	11:10'21.021
14	31.634	31.166	21.473	26.308	1'50.581	308,6	11:12'11.602
15	31.659	31.168	21.428	26.361	1'50.616	307,7	11:14'02.218
16	31.729	32.192	21.785	32.692	1'58.398P	306,8	11:16'00.616
17	8'34.612	31.636	21.552	26.482	9'54.282P	303,4	11:25'54.898
18	31.771	31.289	21.479	26.239	1'50.778	310,3	11:27'45.676
19	31.813	31.185	21.375	26.404	1'50.777	305,1	11:29'36.453

19°		62 S. MANZI [1'50.664]					
Lap	Seg1	Seg2	Seg3	Seg4	Lap Time	km/h	Local Time
1	34.533	32.361	22.343	29.390	304,2	10:37'23.238	
2	32.227	31.722	21.910	26.794	1'54.959	303,4	10:39'18.197
3	31.856	31.441	21.551	28.895	1'53.743	305,1	10:43'04.102
4	13'19.315	31.855	21.662	26.784	14'39.616	304,2	10:57'43.718
5	31.933	31.236	21.566	26.638	1'51.373	304,2	10:59'35.091
6	31.937	31.369	28.293	26.652	1'58.251	305,1	11:01'33.342
7	31.804	31.349	21.336	26.614	1'51.103	305,9	11:03'24.445
8	31.770	31.466	21.561	26.497	1'51.294	305,9	11:05'15.739
9	42.385	36.215	23.852	35.080	2'17.532P	302,5	11:07'33.271
10	13'02.755	32.237	22.155	26.590	14'23.737P	305,9	11:21'57.008
11	32.075	31.585	21.366	26.568	1'51.594	305,1	11:23'48.602
12	31.741	31.115	21.374	26.434	1'50.664	305,1	11:25'39.266
13	32.765	32.502	21.528	26.360	1'53.155	307,7	11:27'32.421
14	31.602	31.217	21.383	26.497	1'50.699	305,9	11:29'23.120

16°		87 R. GARDNER [1'50.400]					
Lap	Seg1	Seg2	Seg3	Seg4	Lap Time	km/h	Local Time
1	32.311	34.367	22.504	27.870	293,5	10:37'12.699	
2	32.025	34.620	21.791	26.606	1'55.328	307,7	10:39'08.027
3	31.658	31.349	21.355	26.535	1'51.264	306,8	10:40'59.291
4	31.813	34.525	21.448	26.534	1'54.165	308,6	10:42'53.456
5	31.686	31.394	22.520	30.987	1'56.714C	220,9	10:44'50.170
6	31.686	31.208	21.407	26.370	1'50.671	307,7	10:46'40.841
7	31.923	36.856	27.148	35.129	2'11.056CP	296,7	10:48'51.897
8	10'29.960	33.529	22.167	29.561	11'55.217P	285,7	11:00'47.114
9	31.711	31.192	21.383	26.392	1'50.678	307,7	11:02'37.792
10	31.571	31.201	21.220	26.408	1'50.400	305,9	11:04'28.192
11	31.928	31.254	21.441	26.508	1'51.131	306,8	11:06'19.323
12	31.661	31.230	21.313	26.497	1'50.701	306,8	11:08'10.024
13	36.442	33.187	24.329	33.134	2'07.092P	305,1	11:10'17.116
14	10'27.587	32.676	22.248	28.041	11'50.552P	288,8	11:22'07.668
15	31.943	31.407	21.356	26.615	1'51.321	306,8	11:23'58.989
16	31.814	31.273	21.218	26.518	1'50.823	306,8	11:25'49.812
17	34.154	32.968	21.474	27.851	1'56.447	266,0	11:27'46.259
18	31.709	31.167	21.305	26.508	1'50.689	310,3	11:29'36.948

20°		38 H. SOOMER [1'50.709]					
Lap	Seg1	Seg2	Seg3	Seg4	Lap Time	km/h	Local Time
1	32.839	32.914	23.049	27.612	304,2	10:37'03.436	
2	32.106	31.511	21.724	27.058	1'53.132	305,1	10:38'56.568
3	31.821	31.259	21.521	26.630	1'51.516	305,9	10:40'48.084
4	31.857	31.114	37.207	27.142	2'07.284	305,9	10:42'55.368
5	31.857	31.305	23.228	26.427	1'52.817C	309,5	10:44'48.185
6	31.694	31.192	21.480	26.343	1'50.709	308,6	10:46'38.894
7	31.931	35.883	24.323	33.740	2'05.877CP	288,8	10:48'44.771
8	8'41.767	31.942	22.136	26.687	10'02.532P	303,4	10:58'47.303
9	31.868	31.344	21.441	26.374	1'51.027	306,8	11:00'38.330
10	31.728	31.178	21.528	26.414	1'50.848	308,6	11:02'29.178
11	31.745	31.245	22.087	26.395	1'51.472	306,8	11:04'20.650
12	31.755	31.289	21.406	26.463	1'50.913	308,6	11:06'11.563
13	32.773	31.456	21.682	26.423	1'52.334	307,7	11:08'03.897
14	33.649	31.733	21.719	26.466	1'53.567	307,7	11:09'57.464
15	32.005	31.205	21.517	33.163	1'57.890P	304,2	11:11'55.354
16	9'24.089	33.496	22.247	26.580	10'46.412P	307,7	11:22'41.766
17	31.914	31.412	21.788	26.464	1'51.578	308,6	11:24'33.344
18	31.896	31.327	21.314	26.572	1'51.109	307,7	11:26'24.453
19	32.352	31.921	22.002	26.792	1'53.067	305,9	11:28'17.520

29/05/2026 P = Pits In/Out - C = Lap Time Cancelled

These data/results cannot be reproduced, stored and/or transmitted in whole or in part by any manner of electronic, mechanical, photocopying, recording, broadcasting or otherwise now known or herein after developed without the previous express consent by the copyright owner, except for reproduction in daily press and regular printed publications on sale to the public within 60 days of the event related to those data/results and always provided that copyright symbol appears together as follows below.

© DORNA WSBK ORGANIZATION Srl 2026

Aragon Round, 29-31 May 2026

Chronological Analysis Free Practice 1st Session

MotorLand Aragon 5.077 m

4 / 4

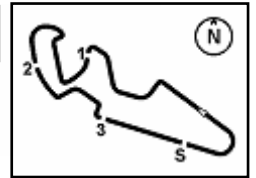
21°		54 B. SOFUOGLU [1'51.776]						
Lap	Seg.1	Seg.2	Seg.3	Seg.4	Lap Time	km/h	Local Time	
		32.420	22.444	27.042		304,2	10:37'21.527	
1	32.554	31.871	21.887	26.753	1'53.065	303,4	10:39'14.592	
2	32.304	32.570	22.329	26.730	1'53.933	304,2	10:41'08.525	
3	32.118	31.597	21.767	26.764	1'52.246	305,1	10:43'00.771	
4	31.852	31.500	22.581	26.827	1'52.760C	305,9	10:44'53.531	
5	32.036	31.513	22.114	26.705	1'52.368	305,9	10:46'45.899	
6	34.280	33.041	24.247	36.350	2'07.918CP	292,7	10:48'53.817	
7	7'22.643	34.927	22.144	26.895	8'46.609P	305,1	10:57'40.426	
8	32.181	31.616	21.838	29.693	1'55.328	305,9	10:59'35.754	
9	32.199	31.475	21.748	26.677	1'52.099	305,1	11:01'27.853	
10	32.124	31.586	21.797	26.683	1'52.190	307,7	11:03'20.043	
11	31.930	31.503	21.656	26.687	1'51.776	307,7	11:05'11.819	
12	38.249	32.497	22.012	27.112	1'59.870	305,1	11:07'11.689	
13	33.554	32.717	22.383	33.907	2'02.561P	304,2	11:09'14.250	
14	10'20.129	32.260	21.839	26.655	11'40.883P	306,8	11:20'55.133	
15	32.250	31.566	21.824	26.542	1'52.182	308,6	11:22'47.315	
16	32.188	31.603	21.781	26.679	1'52.251	307,7	11:24'39.566	
17	36.546	34.283	21.938	26.737	1'59.504	309,5	11:26'39.070	
18	32.095	31.570	21.771	26.656	1'52.092	308,6	11:28'31.162	

22°		13 M. RATO [1'52.062]						
Lap	Seg.1	Seg.2	Seg.3	Seg.4	Lap Time	km/h	Local Time	
		32.756	22.676	27.317		305,1	10:37'22.221	
1	35.872	31.820	22.051	26.781	1'56.524	304,2	10:39'18.745	
2	32.323	31.824	21.948	26.566	1'52.661	302,5	10:41'11.406	
3	37.389	31.884	22.729	33.722	2'05.724P	300,8	10:43'17.130	
4	12'52.641	32.289	22.074	26.854	14'13.858P	300,0	10:57'30.988	
5	32.762	31.749	22.258	26.786	1'53.555	300,8	10:59'24.543	
6	32.408	31.879	21.928	26.771	1'52.986	301,7	11:01'17.529	
7	33.230	32.025	21.923	26.706	1'53.884	300,8	11:03'11.413	
8	32.331	32.076	21.945	26.800	1'53.152	304,2	11:05'04.565	
9	32.383	31.766	21.845	26.703	1'52.697	304,2	11:06'57.262	
10	32.365	31.681	21.887	26.733	1'52.666	300,8	11:08'49.928	
11	34.449	32.449	22.012	34.806	2'03.716P	301,7	11:10'53.644	
12	8'36.517	31.851	21.717	26.728	9'56.813P	303,4	11:20'50.457	
13	32.318	31.507	21.676	26.561	1'52.062	305,9	11:22'42.519	
14	32.070	31.641	21.767	26.591	1'52.069	304,2	11:24'34.588	
15	32.083	31.650	22.635	26.908	1'53.276	302,5	11:26'27.864	
16	32.171	56.470	22.656	26.940	2'18.237	300,8	11:28'46.101	

29/05/2026 P = Pits In/Out - C = Lap Time Cancelled

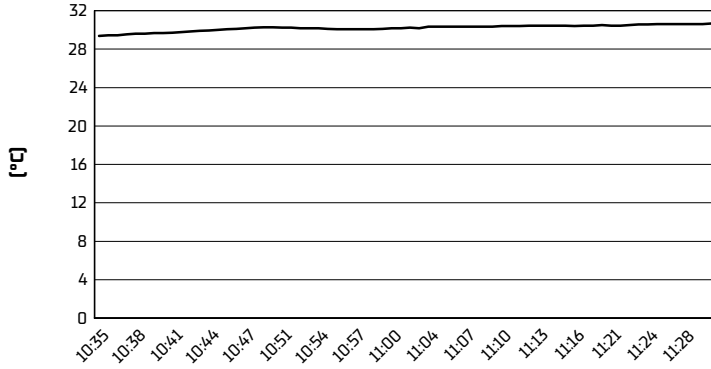
These data/results cannot be reproduced, stored and/or transmitted in whole or in part by any manner of electronic, mechanical, photocopying, recording, broadcasting or otherwise now known or herein after developed without the previous express consent by the copyright owner, except for reproduction in daily press and regular printed publications on sale to the public within 60 days of the event related to those data/results and always provided that copyright symbol appears together as follows below.

© DORNA WSBK ORGANIZATION Srl 2026

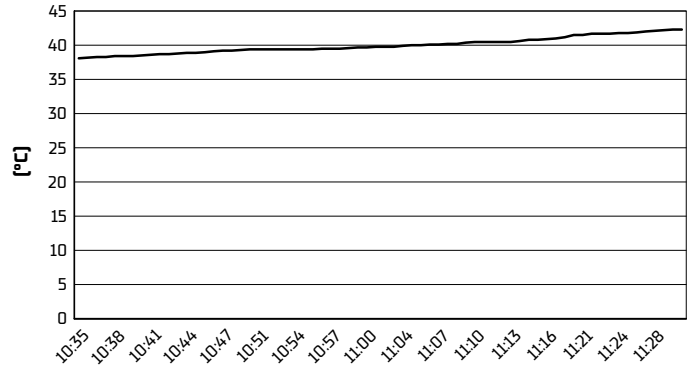


Aragon Round, 29-31 May 2026
Weather Report Free Practice 1st Session
Session started 10:35 - Session ended 11:31

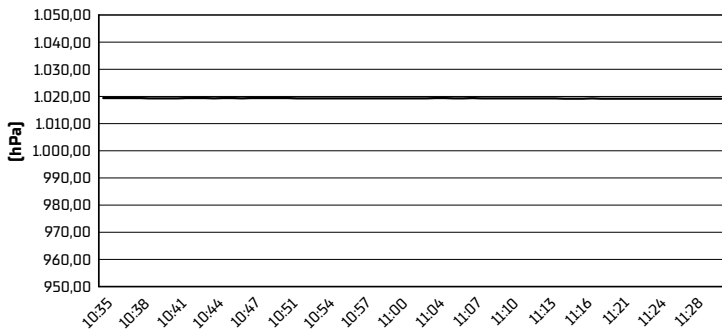
Air Temperature



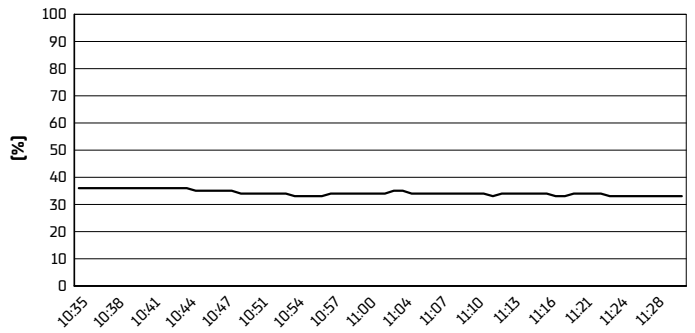
Track Temperature



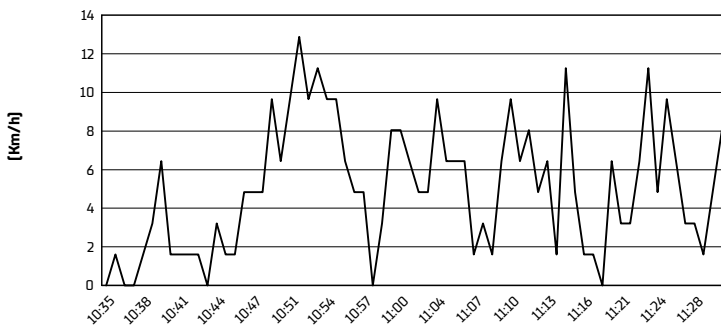
Air Pressure



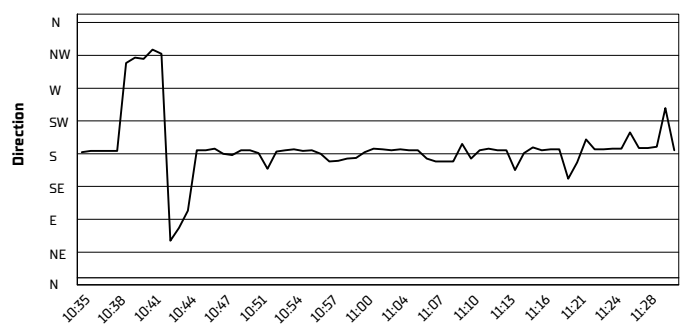
Humidity



Wind Speed



Wind Direction



29/05/2026

These data/results cannot be reproduced, stored and/or transmitted in whole or in part by any manner of electronic, mechanical, photocopying, recording, broadcasting or otherwise now known or herein after developed without the previous express consent by the copyright owner, except for reproduction in daily press and regular printed publications on sale to the public within 60 days of the event related to those data/results and always provided that copyright symbol appears together as follows below.

© DORNA WSBK ORGANIZATION Srl 2026