

No.	Rider	Nat	Team	Bike	Class	Time	Gap	Rel.	Laps	Speed	
										Avg	Max
1	11 N. BULEGA	ITA	Aruba.it Racing - Ducati	Ducati Panigale V4R		1'46.836			6	171,077	319,5
2	7 I. LECUONA	ESP	Aruba.it Racing - Ducati	Ducati Panigale V4R		1'47.312	0.476	0.476	6	170,318	315,8
3	67 A. SURRA	ITA	Motocorsa Racing	Ducati Panigale V4R	IND	1'47.349	0.513	0.037	6	170,260	316,7
4	14 S. LOWES	GBR	ELF Marc VDS Racing Team	Ducati Panigale V4R	IND	1'47.405	0.569	0.056	7	170,171	313,0
5	22 A. LOWES	GBR	bimota by Kawasaki Racing Team	bimota KB998 Rimini		1'47.775	0.939	0.370	6	169,587	312,1
6	34 L. BALDASSARRI	ITA	Team Goeleven	Ducati Panigale V4R	IND	1'47.829	0.993	0.054	6	169,502	312,1
7	60 M. VAN DER MARK	NED	ROKiT BMW Motorrad WorldSBK Team	BMW M 1000 RR		1'47.834	0.998	0.005	6	169,494	316,7
8	46 T. BRIDEWELL	GBR	Superbike Advocates	Ducati Panigale V4R	IND	1'47.942	1.106	0.108	6	169,324	316,7
9	5 Y. MONTELLA	ITA	Barni Spark Racing Team	Ducati Panigale V4R	IND	1'47.984	1.148	0.042	6	169,258	313,0
10	47 A. BASSANI	ITA	bimota by Kawasaki Racing Team	bimota KB998 Rimini		1'48.112	1.276	0.128	5	169,058	312,1
11	55 A. LOCATELLI	ITA	Pata Maxus Yamaha	Yamaha YZF R1		1'48.205	1.369	0.093	5	168,913	314,9
12	31 G. GERLOFF	USA	Kawasaki WorldSBK Team	Kawasaki ZX-10RR		1'48.216	1.380	0.011	6	168,896	311,2
13	97 X. VIERGE	ESP	Pata Maxus Yamaha	Yamaha YZF R1		1'48.262	1.426	0.046	5	168,824	316,7
14	96 J. DIXON	GBR	Honda HRC	Honda CBR1000RR-R SP		1'48.322	1.486	0.060	6	168,730	314,0
15	87 R. GARDNER	AUS	GYTR GRT Yamaha WorldSBK Team	Yamaha YZF R1		1'48.334	1.498	0.012	6	168,712	311,2
16	19 A. BAUTISTA	ESP	Barni Spark Racing Team	Ducati Panigale V4R	IND	1'48.383	1.547	0.049	6	168,635	314,0
17	95 T. MACKENZIE	GBR	MGM Optical Express Racing	Ducati Panigale V4R	IND	1'48.391	1.555	0.008	6	168,623	315,8
18	38 H. SOOMER	EST	ROKiT BMW Motorrad WorldSBK Team	BMW M 1000 RR		1'48.494	1.658	0.103	5	168,463	308,6
19	35 S. CHANTRA	THA	Honda HRC	Honda CBR1000RR-R SP		1'48.979	2.143	0.485	6	167,713	312,1
20	62 S. MANZI	ITA	GYTR GRT Yamaha WorldSBK Team	Yamaha YZF R1		1'49.133	2.297	0.154	6	167,476	317,6
21	54 B. SOFUOGLU	TUR	Motoxracing WorldSBK Team	Yamaha YZF R1	IND	1'49.311	2.475	0.178	6	167,204	310,3
22	13 M. RATO	ITA	Motoxracing WorldSBK Team	Yamaha YZF R1	IND	1'49.584	2.748	0.273	6	166,787	313,0

Qualifying Lap Time (105% of 1'46.836): 1'52.178

AIR	Humidity:	46%	Temp:	25°C
TRACK	Condition:	Dry	Temp:	39°C

Records	Pole	[SP]	2025	N.Bulega	1'47.332	170,290 Km/h
	Race	[SPRC]	2024	T.Razgatlioglu	1'47.935	169,340 Km/h
	All Times	[SP]	2025	N.Bulega	1'47.332	170,290 Km/h

30/05/2026 Start 11:15 End 11:35 The results are provisional until the end of the time limit for protests and appeals and the completion of the technical checks. Clerk Of The Course: **Jose Luis Omella** Publication Time: **11:44**

These data/results cannot be reproduced, stored and/or transmitted in whole or in part by any manner of electronic, mechanical, photocopying, recording, broadcasting or otherwise now known or herein after developed without the previous express consent by the copyright owner, except for reproduction in daily press and regular printed publications on sale to the public within 60 days of the event related to those data/results and always provided that copyright symbol appears together as follows below.

© DORNA WSBK ORGANIZATION Srl 2026

Aragon Round, 29-31 May 2026

Results Tissot Superpole

Session Highlights

Local Time	No. Rider	Description
11.15.00		Start of Session
11.35.57	55 A. LOCATELLI	#55 CHECK CHEQUERED FLAG ON DASHBOARD
11.35.57	97 X. VIERGE	#97 CHECK CHEQUERED FLAG ON DASHBOARD
11.35.57	47 A. BASSANI	#47 CHECK CHEQUERED FLAG ON DASHBOARD
11.39.25		End of Session

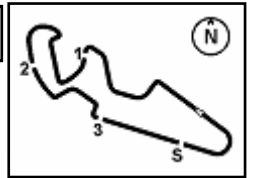
Fastest Laps Sequence

No.	Rider	Nat	Team	Bike	Local Time	Time	Gap	Avg
95	T. MACKENZIE	GBR	MGM Optical Express Racing	Ducati Panigale V4R	11:18'43.862	1'48.764		168,045
14	S. LOWES	GBR	ELF Marc VDS Racing Team	Ducati Panigale V4R	11:18'53.234	1'48.249	-0.515	168,844
7	I. LECUONA	ESP	Aruba.it Racing - Ducati	Ducati Panigale V4R	11:19'18.556	1'47.984	-0.265	169,258
11	N. BULEGA	ITA	Aruba.it Racing - Ducati	Ducati Panigale V4R	11:20'17.394	1'47.622	-0.362	169,828
11	N. BULEGA	ITA	Aruba.it Racing - Ducati	Ducati Panigale V4R	11:22'04.678	1'47.284	-0.338	170,363
11	N. BULEGA	ITA	Aruba.it Racing - Ducati	Ducati Panigale V4R	11:29'57.039	1'46.836	-0.448	171,077

30/05/2026 Start 11:15 End 11:35 The results are provisional until the end of the time limit for protests and appeals and the completion of the technical checks. Clerk Of The Course: **Jose Luis Omella** Publication Time: **11:44**

These data/results cannot be reproduced, stored and/or transmitted in whole or in part by any manner of electronic, mechanical, photocopying, recording, broadcasting or otherwise now known or herein after developed without the previous express consent by the copyright owner, except for reproduction in daily press and regular printed publications on sale to the public within 60 days of the event related to those data/results and always provided that copyright symbol appears together as follows below.

© DORNA WSBK ORGANIZATION Srl 2026



Aragon Round, 29-31 May 2026

Best Sectors & Speed Tissot Superpole

BEST LAP		
1	11 N. BULEGA	Ducati Panigale V4R 1'46.836
2	7 I. LECUONA	Ducati Panigale V4R 1'47.312
3	67 A. SURRA	Ducati Panigale V4R 1'47.349
4	14 S. LOWES	Ducati Panigale V4R 1'47.405
5	22 A. LOWES	bimota KB998 Rimini 1'47.775
6	34 L. BALDASSARRI	Ducati Panigale V4R 1'47.829
7	60 M. VAN DER MARK	BMW M 1000 RR 1'47.834
8	46 T. BRIDEWELL	Ducati Panigale V4R 1'47.942
9	5 Y. MONTELLA	Ducati Panigale V4R 1'47.984
10	47 A. BASSANI	bimota KB998 Rimini 1'48.112
11	55 A. LOCATELLI	Yamaha YZF R1 1'48.205
12	31 G. GERLOFF	Kawasaki ZX-10RR 1'48.216
13	97 X. VIERGE	Yamaha YZF R1 1'48.262
14	96 J. DIXON	Honda CBR1000RR-R SP 1'48.322
15	87 R. GARDNER	Yamaha YZF R1 1'48.334
16	19 A. BAUTISTA	Ducati Panigale V4R 1'48.383
17	95 T. MACKENZIE	Ducati Panigale V4R 1'48.391
18	38 H. SOOMER	BMW M 1000 RR 1'48.494
19	35 S. CHANTRA	Honda CBR1000RR-R SP 1'48.979
20	62 S. MANZI	Yamaha YZF R1 1'49.133
21	54 B. SOFUOGLU	Yamaha YZF R1 1'49.311
22	13 M. RATO	Yamaha YZF R1 1'49.584

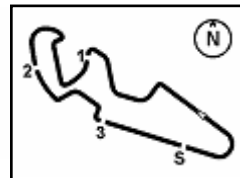
SPEED		
1	11 N. BULEGA	Ducati Panigale V4R 319,5
2	62 S. MANZI	Yamaha YZF R1 317,6
3	46 T. BRIDEWELL	Ducati Panigale V4R 316,7
4	97 X. VIERGE	Yamaha YZF R1 316,7
5	60 M. VAN DER MARK	BMW M 1000 RR 316,7
6	67 A. SURRA	Ducati Panigale V4R 316,7
7	7 I. LECUONA	Ducati Panigale V4R 315,8
8	95 T. MACKENZIE	Ducati Panigale V4R 315,8
9	55 A. LOCATELLI	Yamaha YZF R1 314,9
10	96 J. DIXON	Honda CBR1000RR-R SP 314,0
11	19 A. BAUTISTA	Ducati Panigale V4R 314,0
12	13 M. RATO	Yamaha YZF R1 313,0
13	5 Y. MONTELLA	Ducati Panigale V4R 313,0
14	14 S. LOWES	Ducati Panigale V4R 313,0
15	35 S. CHANTRA	Honda CBR1000RR-R SP 312,1
16	22 A. LOWES	bimota KB998 Rimini 312,1
17	47 A. BASSANI	bimota KB998 Rimini 312,1
18	34 L. BALDASSARRI	Ducati Panigale V4R 312,1
19	87 R. GARDNER	Yamaha YZF R1 311,2
20	31 G. GERLOFF	Kawasaki ZX-10RR 311,2
21	54 B. SOFUOGLU	Yamaha YZF R1 310,3
22	38 H. SOOMER	BMW M 1000 RR 308,6

SEG. 1		SEG. 2		SEG. 3		SEG. 4	
1	11 N. BULEGA 30.667	1	67 A. SURRA 30.093	1	11 N. BULEGA 20.684	1	11 N. BULEGA 25.292
2	14 S. LOWES 30.685	2	11 N. BULEGA 30.137	2	7 I. LECUONA 20.696	2	67 A. SURRA 25.474
3	7 I. LECUONA 30.740	3	7 I. LECUONA 30.298	3	22 A. LOWES 20.731	3	14 S. LOWES 25.511
4	67 A. SURRA 30.745	4	34 L. BALDASSARRI 30.323	4	14 S. LOWES 20.732	4	95 T. MACKENZIE 25.569
5	46 T. BRIDEWELL 30.764	5	14 S. LOWES 30.333	5	60 M. VAN DER MARK 20.772	5	7 I. LECUONA 25.578
6	5 Y. MONTELLA 30.802	6	22 A. LOWES 30.398	6	34 L. BALDASSARRI 20.812	6	34 L. BALDASSARRI 25.605
7	60 M. VAN DER MARK 30.856	7	60 M. VAN DER MARK 30.433	7	5 Y. MONTELLA 20.814	7	46 T. BRIDEWELL 25.638
8	31 G. GERLOFF 30.866	8	47 A. BASSANI 30.469	8	87 R. GARDNER 20.818	8	5 Y. MONTELLA 25.658
9	95 T. MACKENZIE 30.875	9	46 T. BRIDEWELL 30.477	9	96 J. DIXON 20.889	9	19 A. BAUTISTA 25.663
10	55 A. LOCATELLI 30.910	10	31 G. GERLOFF 30.512	10	19 A. BAUTISTA 20.894	10	97 X. VIERGE 25.676
11	47 A. BASSANI 30.911	11	38 H. SOOMER 30.517	11	38 H. SOOMER 20.900	11	55 A. LOCATELLI 25.715
12	38 H. SOOMER 30.913	12	97 X. VIERGE 30.523	12	55 A. LOCATELLI 20.904	12	22 A. LOWES 25.731
13	22 A. LOWES 30.915	13	55 A. LOCATELLI 30.524	13	47 A. BASSANI 20.931	13	47 A. BASSANI 25.743
14	97 X. VIERGE 30.968	14	95 T. MACKENZIE 30.526	14	31 G. GERLOFF 20.931	14	96 J. DIXON 25.756
15	34 L. BALDASSARRI 30.995	15	87 R. GARDNER 30.534	15	95 T. MACKENZIE 20.944	15	60 M. VAN DER MARK 25.773
16	87 R. GARDNER 31.006	16	5 Y. MONTELLA 30.544	16	67 A. SURRA 20.963	16	31 G. GERLOFF 25.774
17	96 J. DIXON 31.015	17	19 A. BAUTISTA 30.610	17	35 S. CHANTRA 21.011	17	87 R. GARDNER 25.891
18	19 A. BAUTISTA 31.088	18	96 J. DIXON 30.662	18	62 S. MANZI 21.038	18	35 S. CHANTRA 25.984
19	62 S. MANZI 31.090	19	35 S. CHANTRA 30.752	19	97 X. VIERGE 21.057	19	54 B. SOFUOGLU 26.000
20	35 S. CHANTRA 31.158	20	62 S. MANZI 30.838	20	46 T. BRIDEWELL 21.063	20	62 S. MANZI 26.008
21	54 B. SOFUOGLU 31.273	21	54 B. SOFUOGLU 30.844	21	13 M. RATO 21.186	21	38 H. SOOMER 26.048
22	13 M. RATO 31.367	22	13 M. RATO 30.903	22	54 B. SOFUOGLU 21.194	22	13 M. RATO 26.082

30/05/2026

These data/results cannot be reproduced, stored and/or transmitted in whole or in part by any manner of electronic, mechanical, photocopying, recording, broadcasting or otherwise now known or herein after developed without the previous express consent by the copyright owner, except for reproduction in daily press and regular printed publications on sale to the public within 60 days of the event related to those data/results and always provided that copyright symbol appears together as follows below.

© DORNA WSBK ORGANIZATION Srl 2026



MotorLand Aragon 5.077 m

Aragon Round, 29–31 May 2026

Ideal Times Tissot Superpole

No. Rider	Nat	Bike	Seg. 1 Diff. 1	Seg. 2 Diff. 2	Seg. 3 Diff. 3	Seg. 4 Diff. 4	Ideal Time Best Lap	Pos.	Diff.
1 11 N. BULEGA	ITA	Ducati Panigale V4R	30.667	30.137	20.684 +0.056	25.292	1'46.780 1'46.836	1	0.056
2 14 S. LOWES	GBR	Ducati Panigale V4R	30.685	30.333	20.732	25.511 +0.144	1'47.261 1'47.405	4	0.144
3 67 A. SURRA	ITA	Ducati Panigale V4R	30.745	30.093	20.963 +0.074	25.474	1'47.275 1'47.349	3	0.074
4 7 I. LECUONA	ESP	Ducati Panigale V4R	30.740	30.298	20.696	25.578	1'47.312 1'47.312	2	
5 34 L. BALDASSARRI	ITA	Ducati Panigale V4R	30.995	30.323	20.812 +0.094	25.605	1'47.735 1'47.829	6	0.094
6 22 A. LOWES	GBR	bimota KB998 Rimini	30.915	30.398	20.731	25.731	1'47.775 1'47.775	5	
7 5 Y. MONTELLA	ITA	Ducati Panigale V4R	30.802 +0.082	30.544	20.814	25.658 +0.084	1'47.818 1'47.984	9	0.166
8 60 M. VAN DER MARK	NED	BMW M1000 RR	30.856	30.433	20.772	25.773	1'47.834 1'47.834	7	
9 95 T. MACKENZIE	GBR	Ducati Panigale V4R	30.875 +0.095	30.526 +0.277	20.944 +0.105	25.569	1'47.914 1'48.391	17	0.477
10 46 T. BRIDEWELL	GBR	Ducati Panigale V4R	30.764	30.477	21.063	25.638	1'47.942 1'47.942	8	
11 55 A. LOCATELLI	ITA	Yamaha YZF R1	30.910 +0.038	30.524	20.904 +0.105	25.715 +0.009	1'48.053 1'48.205	11	0.152
12 47 A. BASSANI	ITA	bimota KB998 Rimini	30.911	30.469	20.931	25.743 +0.058	1'48.054 1'48.112	10	0.058
13 31 G. GERLOFF	USA	Kawasaki ZX-10RR	30.866	30.512	20.931 +0.074	25.774 +0.059	1'48.083 1'48.216	12	0.133
14 97 X. VIERGE	ESP	Yamaha YZF R1	30.968	30.523 +0.024	21.057 +0.008	25.676 +0.006	1'48.224 1'48.262	13	0.038
15 87 R. GARDNER	AUS	Yamaha YZF R1	31.006	30.534 +0.044	20.818	25.891 +0.041	1'48.249 1'48.334	15	0.085
16 19 A. BAUTISTA	ESP	Ducati Panigale V4R	31.088	30.610	20.894 +0.128	25.663	1'48.255 1'48.383	16	0.128
17 96 J. DIXON	GBR	Honda CBR1000RR-R SP	31.015	30.662	20.889	25.756	1'48.322 1'48.322	14	
18 38 H. SODMER	EST	BMW M1000 RR	30.913 +0.116	30.517	20.900	26.048	1'48.378 1'48.494	18	0.116
19 35 S. CHANTRA	THA	Honda CBR1000RR-R SP	31.158	30.752	21.011 +0.074	25.984	1'48.905 1'48.979	19	0.074
20 62 S. MANZI	ITA	Yamaha YZF R1	31.090	30.838 +0.159	21.038	26.008	1'48.974 1'49.133	20	0.159
21 54 B. SOFUOGLU	TUR	Yamaha YZF R1	31.273	30.844	21.194	26.000	1'49.311 1'49.311	21	
22 13 M. RATO	ITA	Yamaha YZF R1	31.367	30.903	21.186 +0.046	26.082	1'49.538 1'49.584	22	0.046
Overall Ideal Time			30.667	30.093	20.684	25.292	1'46.736		

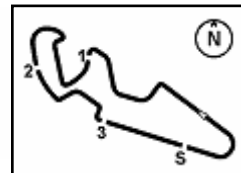
30/05/2026

These data/results cannot be reproduced, stored and/or transmitted in whole or in part by any manner of electronic, mechanical, photocopying, recording, broadcasting or otherwise now known or herein after developed without the previous express consent by the copyright owner, except for reproduction in daily press and regular printed publications on sale to the public within 60 days of the event related to those data/results and always provided that copyright symbol appears together as follows below.

© DORNA WSBK ORGANIZATION Srl 2026

FICR PERUGIA TIMING





Aragon Round, 29-31 May 2026

Chronological Analysis Tissot Superpole

1° 11 N. BULEGA [1'46.836]								7° 60 M. VAN DER MARK [1'47.834]							
Lap	Seg1	Seg2	Seg3	Seg4	Lap Time	km/h	Local Time	Lap	Seg1	Seg2	Seg3	Seg4	Lap Time	km/h	Local Time
		32.296	21.820	26.171		306,8	11:18'29.772			31.432	21.816	26.227		310,3	11:17'55.120
1	30.968	30.193	20.758	25.703	1'47.622	308,6	11:20'17.394	1	31.114	30.466	20.958	26.134	1'48.672	309,5	11:19'43.792
2	30.739	30.220	20.684	25.641	1'47.284	310,3	11:22'04.678	2	31.000	30.639	21.023	25.973	1'48.635	312,1	11:21'32.427
3	31.911	32.813	21.495	32.548	1'58.767P	310,3	11:24'03.445	3	31.561	31.348	21.072	32.211	1'56.192P	307,7	11:23'28.619
4	2'49.091	30.773	21.197	25.697	4'06.758P	313,0	11:28'10.203	4	3'05.815	38.212	23.504	26.411	4'33.942P	316,7	11:28'02.561
5	30.667	30.137	20.740	25.292	1'46.836	319,5	11:29'57.039	5	30.856	30.433	20.772	25.773	1'47.834	315,8	11:29'50.395
6	39.996	31.072	21.375	25.975	1'58.418	309,5	11:31'55.457	6	31.022	30.596	20.949	26.166	1'48.733	314,0	11:31'39.128

2° 7 I. LECUONA [1'47.312]								8° 46 T. BRIDEWELL [1'47.942]							
Lap	Seg1	Seg2	Seg3	Seg4	Lap Time	km/h	Local Time	Lap	Seg1	Seg2	Seg3	Seg4	Lap Time	km/h	Local Time
		31.432	21.234	25.931		309,5	11:17'30.572			31.948	21.552	26.007		314,0	11:18'00.887
1	31.056	30.315	20.848	25.765	1'47.984	308,6	11:19'18.556	1	31.109	30.542	21.066	25.696	1'48.413	314,9	11:19'49.300
2	31.037	31.673	20.935	32.265	1'55.910P	315,8	11:21'14.466	2	31.101	30.520	21.073	25.708	1'48.402	316,7	11:21'37.702
3	3'12.532	31.339	20.892	25.658	4'30.421P	312,1	11:25'44.887	3	32.123	30.915	21.436	31.766	1'56.240P	305,9	11:23'33.942
4	30.740	30.298	20.696	25.578	1'47.312	313,0	11:27'32.199	4	3'02.447	37.288	21.998	26.103	4'27.836P	295,9	11:28'01.778
5	30.758	30.306	20.825	25.726	1'47.615	311,2	11:29'19.814	5	33.060	31.581	21.240	25.665	1'51.546	314,9	11:29'53.324
6	30.989	30.446	20.971	25.705	1'48.111	310,3	11:31'07.925	6	30.764	30.477	21.063	25.638	1'47.942	314,9	11:31'41.266

3° 67 A. SURRA [1'47.349]								9° 5 Y. MONTELLA [1'47.984]							
Lap	Seg1	Seg2	Seg3	Seg4	Lap Time	km/h	Local Time	Lap	Seg1	Seg2	Seg3	Seg4	Lap Time	km/h	Local Time
		32.172	22.021	26.125		307,7	11:18'30.060			32.038	21.489	26.019		307,7	11:18'00.212
1	31.134	30.373	21.009	25.782	1'48.298	311,2	11:20'18.358	1	30.802	30.762	20.958	25.838	1'48.360	309,5	11:19'48.572
2	30.924	30.385	20.963	25.733	1'48.005	309,5	11:22'06.363	2	30.849	30.657	21.045	25.721	1'48.272	312,1	11:21'36.844
3	31.397	30.870	21.270	32.151	1'55.688P	307,7	11:24'02.051	3	34.077	31.290	21.414	32.011	1'58.792P	309,5	11:23'35.636
4	2'50.704	30.698	21.263	25.744	4'08.409P	315,8	11:28'10.460	4	3'03.723	33.585	21.966	26.252	4'25.526P	310,3	11:28'01.162
5	30.745	30.093	21.037	25.474	1'47.349	316,7	11:29'57.809	5	33.025	31.830	21.091	25.658	1'51.604	313,0	11:29'52.766
6	30.923	30.909	21.299	26.081	1'49.212	308,6	11:31'47.021	6	30.884	30.544	20.814	25.742	1'47.984	313,0	11:31'40.750

4° 14 S. LOWES [1'47.405]								10° 47 A. BASSANI [1'48.112]							
Lap	Seg1	Seg2	Seg3	Seg4	Lap Time	km/h	Local Time	Lap	Seg1	Seg2	Seg3	Seg4	Lap Time	km/h	Local Time
		31.041	21.843	25.815		310,3	11:17'04.985			31.958	21.445	26.074		305,9	11:18'13.900
1	31.362	30.512	20.813	25.562	1'48.249	309,5	11:18'53.234	1	30.911	30.469	20.931	25.801	1'48.112	306,8	11:20'02.012
2	30.824	30.478	20.864	25.628	1'47.794	311,2	11:20'41.028	2	30.946	30.568	21.042	25.785	1'48.341	307,7	11:21'50.353
3	32.406	31.794	22.374	31.471	1'58.045P	307,7	11:22'39.073	3	33.385	31.920	21.781	32.436	1'59.522P	307,7	11:23'49.875
4	2'02.202	31.094	20.998	25.711	3'20.005P	311,2	11:25'59.078	4	3'04.382	31.527	21.516	26.258	4'23.683P	312,1	11:28'13.558
5	30.900	33.266	21.034	25.511	1'50.711	313,0	11:27'49.789	5	30.917	30.604	21.031	25.743	1'48.295	306,8	11:30'01.853
6	30.685	30.333	20.732	25.655	1'47.405	311,2	11:29'37.194								
7	30.767	30.699	22.957	26.024	1'50.447	308,6	11:31'27.641								

5° 22 A. LOWES [1'47.775]								11° 55 A. LOCATELLI [1'48.205]							
Lap	Seg1	Seg2	Seg3	Seg4	Lap Time	km/h	Local Time	Lap	Seg1	Seg2	Seg3	Seg4	Lap Time	km/h	Local Time
		31.285	21.046	25.837		310,3	11:17'31.002			31.985	21.545	26.190		309,5	11:18'00.792
1	31.119	30.427	20.840	25.828	1'48.214	311,2	11:19'19.216	1	30.992	30.615	20.904	25.826	1'48.337	309,5	11:19'49.129
2	30.948	30.702	20.934	32.615	1'55.199P	308,6	11:21'14.415	2	30.948	30.524	21.009	25.724	1'48.205	314,0	11:21'37.334
3	3'12.434	31.911	21.008	25.801	4'31.154P	310,3	11:25'45.569	3	36.293	32.082	21.684	32.128	2'02.187P	306,8	11:23'39.521
4	30.915	30.398	20.731	25.731	1'47.775	312,1	11:27'33.344	4	3'13.466	31.059	21.305	25.715	4'31.545P	314,9	11:28'11.066
5	34.489	32.518	22.870	26.120	1'55.997	305,9	11:29'29.341	5	30.910	31.794	21.132	25.800	1'49.636	310,3	11:30'00.702
6	31.139	30.623	20.921	25.853	1'48.536	306,8	11:31'17.877								

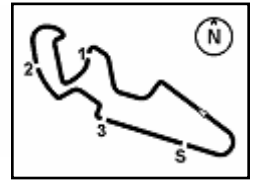
6° 34 L. BALDASSARRI [1'47.829]								12° 31 G. GERLOFF [1'48.216]							
Lap	Seg1	Seg2	Seg3	Seg4	Lap Time	km/h	Local Time	Lap	Seg1	Seg2	Seg3	Seg4	Lap Time	km/h	Local Time
		31.835	21.718	26.032		305,9	11:17'53.909			32.212	21.823	26.683		301,7	11:16'55.708
1	31.070	30.456	20.942	25.830	1'48.298	305,9	11:19'42.207	1	31.226	30.839	21.207	25.774	1'49.046	309,5	11:18'44.754
2	31.101	30.543	20.812	25.713	1'48.169	307,7	11:21'30.376	2	31.133	30.537	21.090	25.874	1'48.634	309,5	11:20'33.388
3	34.287	32.101	21.816	32.760	2'00.964P	303,4	11:23'31.340	3	31.740	31.050	21.530	32.257	1'56.577P	308,6	11:22'29.965
4	3'16.832	31.578	22.275	27.304	4'37.989P	293,5	11:28'09.329	4	4'04.322	31.633	21.883	25.939	5'23.777P	311,2	11:27'53.742
5	30.995	30.323	20.906	25.605	1'47.829	312,1	11:29'57.158	5	30.906	30.603	20.931	25.906	1'48.346	307,7	11:29'42.088
6	39.927	32.397	21.048	25.647	1'59.019	311,2	11:31'56.177	6	30.866	30.512	21.005	25.833	1'48.216	308,6	11:31'30.304

13° 97 X. VIERGE [1'48.262]							
Lap	Seg1	Seg2	Seg3	Seg4	Lap Time	km/h	Local Time
		32.001	21.700	26.021		310,3	11:18'01.446
1	30.968	30.547	21.065	25.682	1'48.262	314,0	11:19'49.708

30/05/2026 P = Pits In/Out - C = Lap Time Cancelled

These data/results cannot be reproduced, stored and/or transmitted in whole or in part by any manner of electronic, mechanical, photocopying, recording, broadcasting or otherwise now known or herein after developed without the previous express consent by the copyright owner, except for reproduction in daily press and regular printed publications on sale to the public within 60 days of the event related to those data/results and always provided that copyright symbol appears together as follows below.

© DORNA WSBK ORGANIZATION Srl 2026



Aragon Round, 29-31 May 2026

Chronological Analysis Tissot Superspole

MotorLand Aragon 5.077 m

2 / 2

2	30.995	30.587	21.057	25.676	1'48.315	316,7	11:21'38.023
3	32.184	30.938	21.328	32.429	1'56.879P	311,2	11:23'34.902
4	3'13.412	31.636	22.338	29.218	4'36.604P	244,9	11:28'11.506
5	31.120	30.523	21.310	27.752	1'50.705	262,1	11:30'02.211

6	31.169	30.760	21.011	26.062	1'49.002	308,6	11:30'30.663
---	--------	--------	---------------	--------	----------	-------	--------------

14° 96 J. DIXON [1'48.322]

Lap	Seg1	Seg2	Seg3	Seg4	Lap Time	km/h	Local Time
		31.794	21.731	26.544		306,8	11:17'11.491
1	31.131	30.690	21.121	25.937	1'48.879	308,6	11:19'00.370
2	31.200	30.838	21.056	26.356	1'49.450	308,6	11:20'49.820
3	34.013	35.004	21.871	32.968	2'03.856P	307,7	11:22'53.676
4	3'36.144	35.659	23.253	26.161	5'01.217P	310,3	11:27'54.893
5	31.015	30.662	20.889	25.756	1'48.322	314,0	11:29'43.215
6	31.044	30.704	21.004	25.977	1'48.729	311,2	11:31'31.944

15° 87 R. GARDNER [1'48.334]

Lap	Seg1	Seg2	Seg3	Seg4	Lap Time	km/h	Local Time
		32.844	21.916	27.084		302,5	11:17'05.344
1	31.195	30.534	20.869	25.891	1'48.489	311,2	11:18'53.833
2	38.554	31.904	21.355	29.321	2'01.134	220,9	11:20'54.967
3	31.802	30.858	21.215	32.809	1'56.684P	303,4	11:22'51.651
4	3'47.911	33.789	21.831	26.170	5'09.701P	311,2	11:28'01.352
5	31.006	30.578	20.818	25.932	1'48.334	311,2	11:29'49.686
6	38.598	31.966	21.262	26.151	1'57.977	311,2	11:31'47.663

16° 19 A. BAUTISTA [1'48.383]

Lap	Seg1	Seg2	Seg3	Seg4	Lap Time	km/h	Local Time
		32.911	21.927	26.010		311,2	11:18'04.288
1	31.387	30.673	21.377	25.837	1'49.274	312,1	11:19'53.562
2	31.386	30.739	21.117	25.777	1'49.019	312,1	11:21'42.581
3	33.059	32.349	21.550	31.263	1'58.221P	312,1	11:23'40.802
4	2'53.828	31.740	22.006	25.854	4'13.428P	314,0	11:27'54.230
5	31.088	30.610	21.022	25.663	1'48.383	314,0	11:29'42.613
6	31.237	30.747	20.894	25.736	1'48.614	313,0	11:31'31.227

17° 95 T. MACKENZIE [1'48.391]

Lap	Seg1	Seg2	Seg3	Seg4	Lap Time	km/h	Local Time
		32.255	21.944	26.716		301,7	11:16'55.098
1	31.235	30.614	21.016	25.899	1'48.764	306,8	11:18'43.862
2	30.978	30.526	20.944	25.992	1'48.440	307,7	11:20'32.302
3	32.091	31.369	21.359	32.643	1'57.462P	301,7	11:22'29.764
4	4'07.504	33.242	21.671	25.750	5'28.167P	312,1	11:27'57.931
5	30.875	31.382	21.264	25.747	1'49.268	311,2	11:29'47.199
6	30.970	30.803	21.049	25.569	1'48.391	315,8	11:31'35.590

18° 38 H. SOOMER [1'48.494]

Lap	Seg1	Seg2	Seg3	Seg4	Lap Time	km/h	Local Time
		31.479	21.853	26.589		301,7	11:17'55.832
1	30.913	30.660	20.994	26.151	1'48.718	308,6	11:19'44.550
2	31.304	30.720	21.321	32.133	1'55.478P	307,7	11:21'40.028
3	4'45.774	32.008	21.664	26.452	6'05.898P	306,8	11:27'45.926
4	31.029	30.517	20.900	26.048	1'48.494	308,6	11:29'34.420
5	31.276	43.852	21.974	26.053	2'03.155	308,6	11:31'37.575

19° 35 S. CHANTRA [1'48.979]

Lap	Seg1	Seg2	Seg3	Seg4	Lap Time	km/h	Local Time
		31.807	21.730	26.380		310,3	11:17'08.006
1	35.059	33.476	22.412	26.159	1'57.106	308,6	11:19'05.112
2	31.158	30.752	21.085	25.984	1'48.979	312,1	11:20'54.091
3	31.926	31.306	21.282	33.784	1'58.298P	309,5	11:22'52.389
4	2'39.099	32.169	22.143	26.410	3'59.821P	305,9	11:26'52.210
5	31.234	30.953	21.232	26.032	1'49.451	308,6	11:28'41.661

20° 62 S. MANZI [1'49.133]

Lap	Seg1	Seg2	Seg3	Seg4	Lap Time	km/h	Local Time
		31.620	21.847	26.498		308,6	11:16'56.737
1	31.291	30.838	21.276	26.148	1'49.553	307,7	11:18'46.290
2	31.275	30.856	21.324	26.210	1'49.665	307,7	11:20'35.955
3	39.426	32.185	21.711	33.015	2'06.337P	303,4	11:22'42.292
4	3'52.676	32.498	21.493	26.211	5'12.878P	317,6	11:27'55.170
5	31.090	30.997	21.038	26.008	1'49.133	312,1	11:29'44.303
6	31.110	30.912	21.159	26.161	1'49.342	307,7	11:31'33.645

21° 54 B. SOFUOGLU [1'49.311]

Lap	Seg1	Seg2	Seg3	Seg4	Lap Time	km/h	Local Time
		32.782	22.074	27.347		301,7	11:17'06.029
1	31.527	31.112	21.402	26.181	1'50.222	305,9	11:18'56.251
2	31.503	31.078	21.292	26.179	1'50.052	304,2	11:20'46.303
3	33.826	33.339	22.443	32.978	2'02.586P	305,1	11:22'48.889
4	3'46.579	32.816	22.024	26.251	5'07.670P	310,3	11:27'56.559
5	31.273	30.844	21.194	26.000	1'49.311	310,3	11:29'45.870
6	31.382	31.006	21.245	26.041	1'49.674	310,3	11:31'35.544

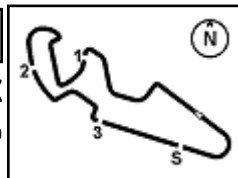
22° 13 M. RATO [1'49.584]

Lap	Seg1	Seg2	Seg3	Seg4	Lap Time	km/h	Local Time
		32.623	22.278	27.219		301,7	11:17'06.179
1	31.662	30.959	21.500	26.114	1'50.235	305,9	11:18'56.414
2	31.572	30.935	21.421	26.129	1'50.057	307,7	11:20'46.471
3	32.121	31.583	21.728	32.538	1'57.970P	302,5	11:22'44.441
4	3'50.710	32.440	21.585	26.146	5'10.881P	313,0	11:27'55.322
5	31.367	30.903	21.232	26.082	1'49.584	307,7	11:29'44.906
6	31.520	30.927	21.186	26.193	1'49.826	305,1	11:31'34.732

30/05/2026 P = Pits In/Out - C = Lap Time Cancelled

These data/results cannot be reproduced, stored and/or transmitted in whole or in part by any manner of electronic, mechanical, photocopying, recording, broadcasting or otherwise now known or herein after developed without the previous express consent by the copyright owner, except for reproduction in daily press and regular printed publications on sale to the public within 60 days of the event related to those data/results and always provided that copyright symbol appears together as follows below.

© DORNA WSBK ORGANIZATION Srl 2026



Aragon Round, 29-31 May 2026

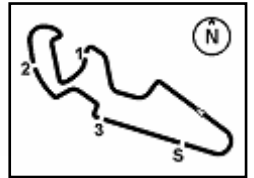
Best Laps & Speeds

No.	Rider Bike	Nat	Best Lap		FP1		FP2		FP3		SP	
			LL	SPD	LL	SPD	LL	SPD	LL	SPD	LL	SPD
1	11 N. BULEGA Ducati Panigale V4R	ITA	1'46.836	54 319,5	1'48.916	20 312,1	1'49.659	18 310,3	1'48.218	10 313,0	1'46.836	6 319,5
2	7 I. LECUONA Ducati Panigale V4R	ESP	1'47.312	49 320,5	1'48.938	18 314,0	1'49.578	15 314,0	1'48.290	10 320,5	1'47.312	6 315,8
3	67 A. SURRA Ducati Panigale V4R	ITA	1'47.349	48 316,7	1'49.786	17 309,5	1'50.430	15 313,0	1'48.251	10 315,8	1'47.349	6 316,7
4	14 S. LOWES Ducati Panigale V4R	GBR	1'47.405	27 313,0	1'49.551	3 309,5	1'49.588	17 309,5		307,7	1'47.405	7 313,0
5	22 A. LOWES bimota KB998 Rimini	GBR	1'47.775	46 314,0	1'49.442	16 309,5	1'50.142	16 307,7	1'48.355	8 314,0	1'47.775	6 312,1
6	34 L. BALDASSARRI Ducati Panigale V4R	ITA	1'47.829	45 314,9	1'49.695	13 310,3	1'50.361	16 310,3	1'48.406	10 314,9	1'47.829	6 312,1
7	60 M. VAN DER MARK BMW M1000 RR	NED	1'47.834	44 318,6	1'50.641	10 311,2	1'51.002	19 315,8	1'48.600	9 318,6	1'47.834	6 316,7
8	46 T. BRIDEWELL Ducati Panigale V4R	GBR	1'47.942	42 316,7	1'49.782	15 313,0	1'50.327	13 311,2	1'48.465	8 316,7	1'47.942	6 316,7
9	5 Y. MONTELLA Ducati Panigale V4R	ITA	1'47.984	50 314,9	1'49.609	16 313,0	1'49.888	18 310,3	1'48.274	10 314,9	1'47.984	6 313,0
10	47 A. BASSANI bimota KB998 Rimini	ITA	1'48.112	45 313,0	1'49.495	14 311,2	1'49.856	18 308,6	1'48.169	8 313,0	1'48.112	5 312,1
11	55 A. LOCATELLI Yamaha YZF R1	ITA	1'48.205	48 314,9	1'50.398	18 311,2	1'50.547	17 313,0	1'48.621	8 312,1	1'48.205	5 314,9
12	31 G. GERLOFF Kawasaki ZX-10RR	USA	1'48.216	47 314,9	1'50.077	17 308,6	1'49.991	15 312,1	1'48.449	9 314,9	1'48.216	6 311,2
13	97 X. VIERGE Yamaha YZF R1	ESP	1'48.262	45 316,7	1'50.096	16 312,1	1'51.267	16 308,6	1'48.911	8 313,0	1'48.262	5 316,7
14	96 J. DIXON Honda CBR1000RR-R SP	GBR	1'48.322	32 314,0	1'50.486	4 309,5	1'50.482	15 309,5	1'49.077	7 312,1	1'48.322	6 314,0
15	87 R. GARDNER Yamaha YZF R1	AUS	1'48.334	45 313,0	1'50.400	17 310,3	1'50.953	14 311,2	1'49.392	8 313,0	1'48.334	6 311,2
16	19 A. BAUTISTA Ducati Panigale V4R	ESP	1'48.383	46 314,0	1'49.916	16 313,0	1'49.930	16 312,1	1'48.981	8 313,0	1'48.383	6 314,0
17	95 T. MACKENZIE Ducati Panigale V4R	GBR	1'48.391	45 315,8	1'49.769	17 310,3	1'50.763	15 310,3	1'48.436	7 313,0	1'48.391	6 315,8
18	38 H. SOOMER BMW M1000 RR	EST	1'48.494	48 311,2	1'50.709	18 309,5	1'51.110	16 306,8	1'49.432	9 311,2	1'48.494	5 308,6
19	35 S. CHANTRA Honda CBR1000RR-R SP	THA	1'48.979	52 314,0	1'50.355	19 314,0	1'50.686	17 311,2	1'49.212	10 313,0	1'48.979	6 312,1
20	62 S. MANZI Yamaha YZF R1	ITA	1'49.133	45 317,6	1'50.664	14 307,7	1'50.921	17 308,6	1'49.849	8 314,0	1'49.133	6 317,6
21	54 B. SOFUOGLU Yamaha YZF R1	TUR	1'49.311	48 310,3	1'51.776	18 309,5	1'52.026	16 306,8	1'49.720	8 310,3	1'49.311	6 310,3
22	13 M. RATO Yamaha YZF R1	ITA	1'49.584	46 313,0	1'52.062	16 305,9	1'52.390	18 305,9	1'51.011	6 310,3	1'49.584	6 313,0

30/05/2026

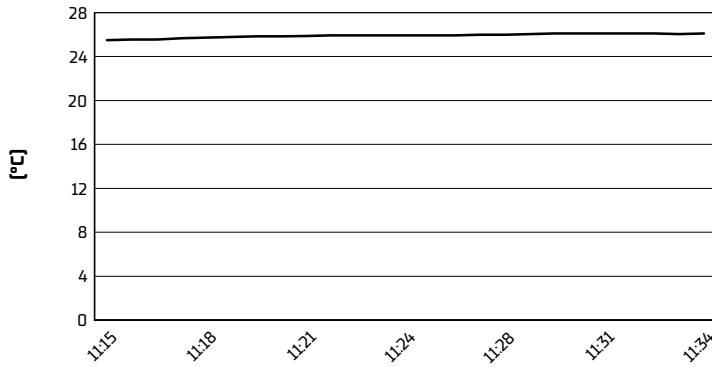
These data/results cannot be reproduced, stored and/or transmitted in whole or in part by any manner of electronic, mechanical, photocopying, recording, broadcasting or otherwise now known or herein after developed without the previous express consent by the copyright owner, except for reproduction in daily press and regular printed publications on sale to the public within 60 days of the event related to those data/results and always provided that copyright symbol appears together as follows below.

© DORNA WSBK ORGANIZATION Srl 2026

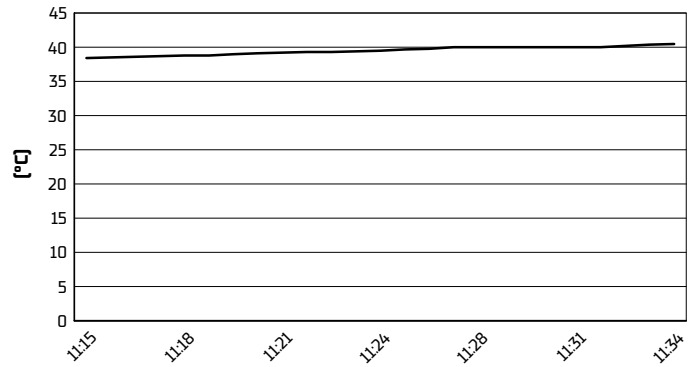


Aragon Round, 29-31 May 2026
Weather Report Tissot Superpole
 Session started 11:15 - Session ended 11:35

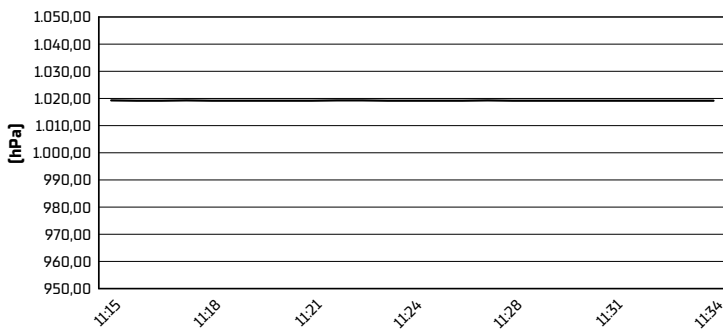
Air Temperature



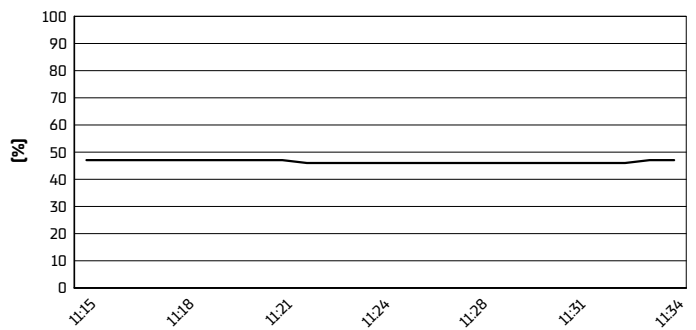
Track Temperature



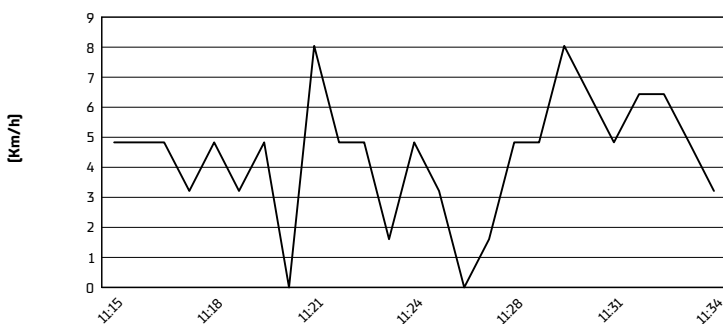
Air Pressure



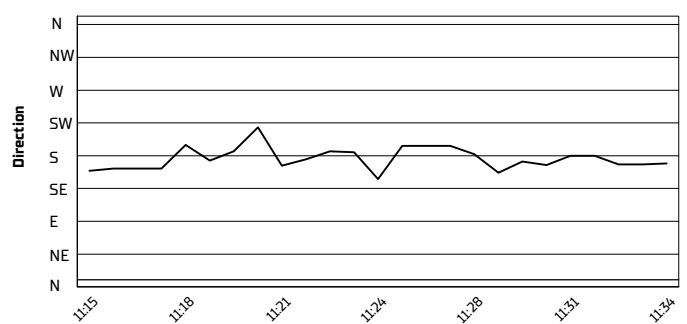
Humidity



Wind Speed



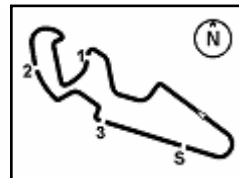
Wind Direction



30/05/2026

These data/results cannot be reproduced, stored and/or transmitted in whole or in part by any manner of electronic, mechanical, photocopying, recording, broadcasting or otherwise now known or herein after developed without the previous express consent by the copyright owner, except for reproduction in daily press and regular printed publications on sale to the public within 60 days of the event related to those data/results and always provided that copyright symbol appears together as follows below.

© DORNA WSBK ORGANIZATION Srl 2026



Aragon Round, 29-31 May 2026

Starting Grid - Race 1 (18 Laps x 5,077 km = 91,386 km)

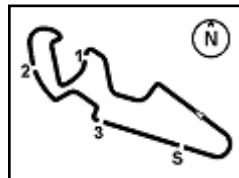
3	14 LOWES S. Ducati 1'47.405	2	7 LECUONA I. Ducati 1'47.312	1	11 BULEGA N. Ducati 1'46.836	1
6	60 VAN DER MARK M. BMW 1'47.834	5	34 BALDASSARRI L. Ducati 1'47.829	4	22 LOWES A. bimota 1'47.775	2
9	47 BASSANI A. bimota 1'48.112	8	5 MONTELLA Y. Ducati 1'47.984	7	46 BRIDEWELL T. Ducati 1'47.942	3
12	97 VIERGE X. Yamaha 1'48.262	11	31 GERLOFF G. Kawasaki 1'48.216	10	55 LOCATELLI A. Yamaha 1'48.205	4
15	19 BAUTISTA A. Ducati 1'48.383	14	87 GARDNER R. Yamaha 1'48.334	13	96 DIXON J. Honda 1'48.322	5
18	35 CHANTRA S. Honda 1'48.979	17	38 SOOMER H. BMW 1'48.494	16	95 MACKENZIE T. Ducati 1'48.391	6
21	13 RATO M. Yamaha 1'49.584	20	54 SOFUOGLU B. Yamaha 1'49.311	19	62 MANZI S. Yamaha 1'49.133	7
				22 *	67 SURRA A. Ducati 1'47.349	8

N.67 [Surra A.] has been penalized with a back of the grid penalty - Yellow flag procedure infringement during Free Practice 1

30/05/2026 The Race Director: **Stefano Carlola**

* = Penalized

These data/results cannot be reproduced, stored and/or transmitted in whole or in part by any manner of electronic, mechanical, photocopying, recording, broadcasting or otherwise now known or herein after developed without the previous express consent by the copyright owner, except for reproduction in daily press and regular printed publications on sale to the public within 60 days of the event related to those data/results and always provided that copyright symbol appears together as follows below. © DORNA WSBK ORGANIZATION Srl 2026



Aragon Round, 29–31 May 2026

Tissot Superpole Winners

	2023	2024	2025	2026
01 Phillip Island	Razgatlioglu (Tur) Yam 1'29.400 (179,0 Km/h)	Bulega (Ita) Duc 1'27.916 (182,0 Km/h)	Bulega (Ita) Duc 1'28.824 (180,2 Km/h)	Bulega (Ita) Duc 1'28.244 (181,3 Km/h)
02 Portimao	Rea (Gbr) Kaw 1'39.620 (165,9 Km/h)	Razgatlioglu (Tur) Bmw 1'39.783 (165,7 Km/h)	Razgatlioglu (Tur) Bmw 1'39.081 (166,8 Km/h)	Bulega (Ita) Duc 1'38.495 (167,8 Km/h)
03 Assen	Bautista (Esp) Duc 1'33.542 (174,8 Km/h)	Rea (Gbr) Yam 1'42.650 (159,3 Km/h)	Lowes (Gbr) Duc 1'32.596 (176,6 Km/h)	Bulega (Ita) Duc 1'32.144 (177,5 Km/h)
04 Balaton			Razgatlioglu (Tur) Bmw 1'38.357 (149,2 Km/h)	Bulega (Ita) Duc 1'38.094 (149,6 Km/h)
05 Most	Razgatlioglu (Tur) Yam 1'30.801 (167,0 Km/h)	Razgatlioglu (Tur) Bmw 1'30.064 (168,4 Km/h)	Razgatlioglu (Tur) Bmw 1'30.397 (167,7 Km/h)	Bulega (Ita) Duc 1'29.616 (169,2 Km/h)
06 Aragon	Rea (Gbr) Kaw 1'47.973 (169,3 Km/h)	Bulega (Ita) Duc 1'47.840 (169,5 Km/h)	Bulega (Ita) Duc 1'47.332 (170,3 Km/h)	Bulega (Ita) Duc 1'46.836 (171,1 Km/h)
07 Misano	Bautista (Esp) Duc 1'33.017 (157,1 Km/h)	Razgatlioglu (Tur) Bmw 1'32.320 (158,3 Km/h)	Bulega (Ita) Duc 1'31.618 (159,5 Km/h)	
08 Donington	Rea (Gbr) Kaw 1'26.041 (131,8 Km/h)	Razgatlioglu (Tur) Bmw 1'24.629 (134,0 Km/h)	Razgatlioglu (Tur) Bmw 1'24.827 (133,6 Km/h)	
09 Magny-Cours	Gerloff (Usa) Bmw 1'35.453 (159,3 Km/h)	Lowes (Gbr) Kaw 1'51.946 (135,9 Km/h)	Razgatlioglu (Tur) Bmw 1'34.930 (160,2 Km/h)	
10 Cremona		Bulega (Ita) Duc 1'27.953 (154,2 Km/h)	Bulega (Ita) Duc 1'27.866 (154,4 Km/h)	
11 Estoril		Razgatlioglu (Tur) Bmw 1'52.430 (133,9 Km/h)	Razgatlioglu (Tur) Bmw 1'34.203 (159,8 Km/h)	
12 Jerez	Bautista (Esp) Duc 1'38.635 (161,4 Km/h)	Bulega (Ita) Duc 1'37.596 (163,2 Km/h)	Bulega (Ita) Duc 1'36.629 (164,8 Km/h)	

2026

6 N. Bulega

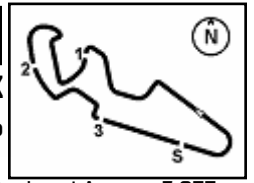
ALL TIMES

51 T. Sykes	7 N. Haga	2 B. Bostrom	1 P. Goddard
44 J. Rea	7 R. Laconi	2 M. Campbell	1 T. Hill
43 T. Corser	6 C. Crutchlow	2 A. Gobert	1 S. Hislop
26 T. Bayliss	6 J. Kocinski	2 A. Lowes	1 J. Hopkins
24 T. Razgatlioglu	5 M. Biaggi	2 M. Lucchinelli	1 I. Jaitovich
21 C. Fogarty	5 D. Giugliano	2 B. Monti	1 T. Kipp
17 D. Polen	4 S. Guintoli	2 Y. Nagai	1 L. Lanzi
16 N. Hodgson	4 E. Laverty	2 M. Neukirchner	1 I. Lecuona
15 N. Bulega	4 M. Melandri	2 S. Redding	1 S. Lowes
15 C. Edwards	4 F. Merkel	2 D. Tardozzi	1 M. Mladin
11 B. Spies	4 J. Toseland	2 A. Yanagawa	1 F. Nieto
10 A. Bautista	3 L. Haslam	1 A. Badovini	1 J. Reynolds
10 C. Checa	3 Y. Kagayama	1 R. Burnett	1 M. Tamada
10 P. Chili	3 S. Martin	1 D. Chandler	1 M. van der Mark
9 R. Roche	3 S. Mertens	1 S. Crafar	1 A. Vieira
8 G. Falappa	3 R. Phillis	1 M. Doohan	1 R. Xaus
8 S. Russell	3 J. Smrz	1 M. Dowson	
8 A. Slight	3 C. Vermeulen	1 M. Fabrizio	
7 C. Davies	2 L. Baz	1 G. Gerloff	

30/05/2026

These data/results cannot be reproduced, stored and/or transmitted in whole or in part by any manner of electronic, mechanical, photocopying, recording, broadcasting or otherwise now known or herein after developed without the previous express consent by the copyright owner, except for reproduction in daily press and regular printed publications on sale to the public within 60 days of the event related to those data/results and always provided that copyright symbol appears together as follows below.

© DORNA WSBK ORGANIZATION Srl 2026



Aragon Round, 29–31 May 2026

Tissot Superpole Award

Points	Points From First	Points From Previous	February 22	March 29	April 19	May 3	May 17	May 31	June 14	July 12	September 6	September 27	October 11	October 18				
			PHILIP ISLAND	PORTIMAO	ASSEN	BALATON	MOST	ARAGON	MISANO	DONINGTON	MAGNY-COURS	CREMONA	ESTORIL	JEREZ				
1	BULEGA Nicola (ITA)	132	12 12	12 12	12 12	12 12	12 12	12										
2	LECUONA Iker (ESP)	74 58	1	9 9	7 9	5 9	7 9	9										
3	MONTELLA Yari (ITA)	57 75 17	9 6	7 4	2	7 5	9 7	1										
4	LOWES Sam (GBR)	53 79 4	7 5	5 5	9 7	3	6	6										
5	LOWES Alex (GBR)	40 92 13	6 7	3 6	4 5	3	1	5										
6	BALDASSARRI Lorenzo (ITA)	36 96 4	3 2	2	1	9 7	2 6	4										
7	SURRA Alberto (ITA)	23 109 13				2 4	5 5	7										
8	BAUTISTA Alvaro (ESP)	20 112 3	3	1	3 6	1 6												
9	BASSANI Axel (ITA)	19 113 1	5 9	2		3												
10	OLIVEIRA Miguel (POR)	19 113 0		6 7		6												
11	VIERGE Xavi (ESP)	17 115 2	1	4 3	5 4													
12	GERLOFF Garrett (USA)	16 116 1	2 4			2	4 4											
13	PETRUCCI Danilo (ITA)	15 117 1	4	1	6 3	1												
14	LOCATELLI Andrea (ITA)	7 125 8			2 1	4												
15	MACKENZIE Tarran (GBR)	4 128 3				1	3											
16	BRIDEWELL Thomas (GBR)	4 128 0					2	2										
17	VAN DER MARK Michael (NED)	3 129 1						3										

30/05/2026 Odd points columns: Tissot Superpole Even points columns: Tissot Superpole Race

These data/results cannot be reproduced, stored and/or transmitted in whole or in part by any manner of electronic, mechanical, photocopying, recording, broadcasting or otherwise now known or herein after developed without the previous express consent by the copyright owner, except for reproduction in daily press and regular printed publications on sale to the public within 60 days of the event related to those data/results and always provided that copyright symbol appears together as follows below.

© DORNA WSBK ORGANIZATION Srl 2026